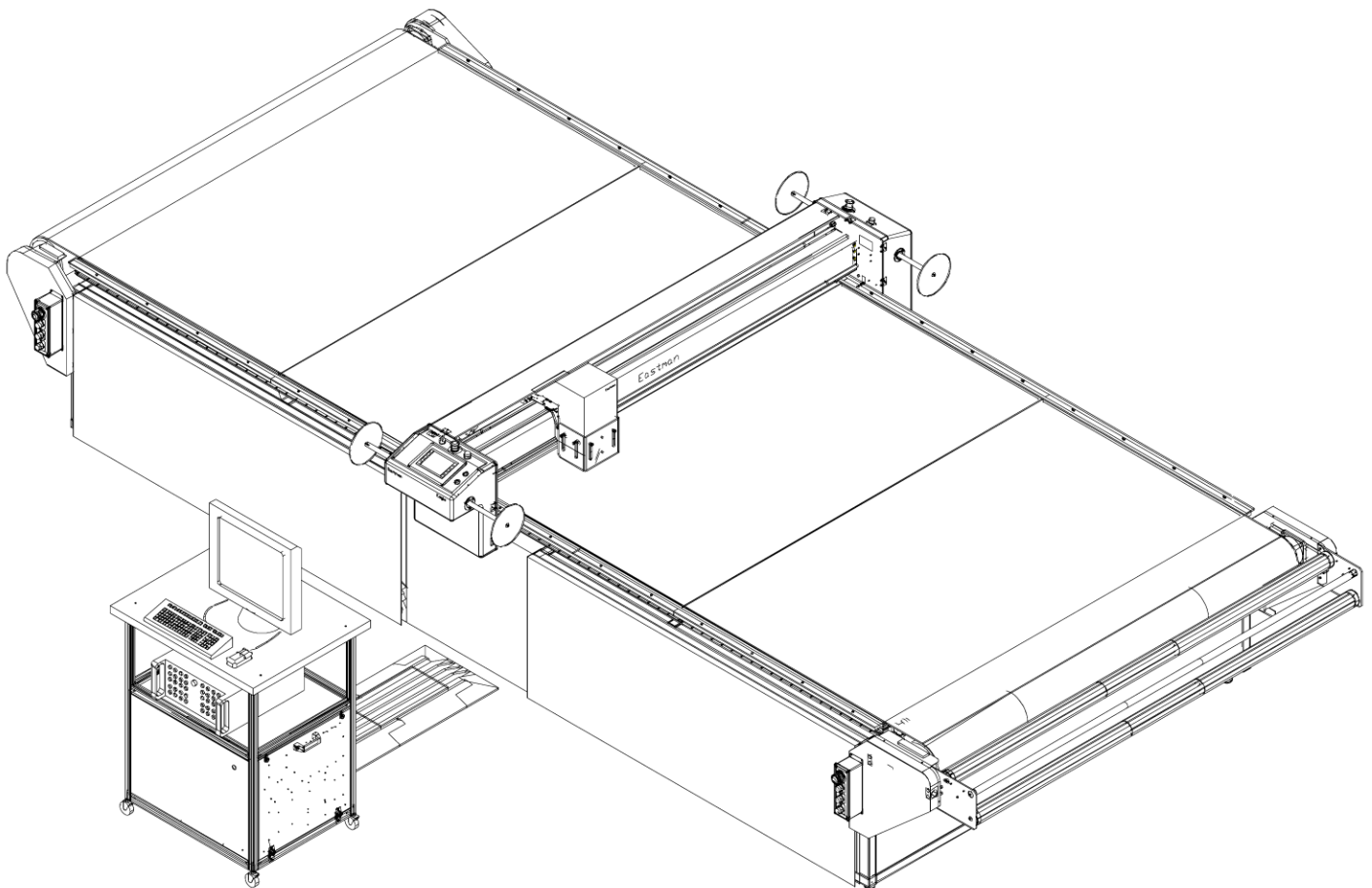


Eastman®

**THE EASTMAN®
Eagle Conveyor
Automatic Cutting System**

Model: Eagle-C

Illustrated Parts List



⚠ WARNING

This machine is equipped with a very sharp knife. Keep hands, arms, and hair away from the knife area at all times.

Misuse of this machine or failure to follow all safety instructions on this machine and in the instruction manual may result in serious personal injuries.

Eastman®

Over a Century of Cutting Expertise

Table of Contents

General Safety Precautions	3	Conveyor Take-On Assembly 68-26138-MS	34
Safety Information	3	Conveyor Drive End Assembly 68-26137-MS	36
Reference Manuals	4	4' Conveyor Extension 68-26152-MS	38
Recommended Spare Parts List	4	Belt Track Assembly 68-26184	39
Software Solutions	4	Vacuum Assembly 68-26139-TL	40
Safety Zones and Stop Devices	5	Rack & Rail Assembly 68-26130-TL	42
Eagle Conveyor Cutting System Familiarization	6	E-Chain Assembly Part of Conveyor Assembly	43
Computer Control Assembly	7	Encoder Assembly 68-26191 (optional)	44
Gantry Assembly	8	E-stop/Jog Box Assembly 31-26028	45
Front Cover Assembly	9	Feed S-Roller Assembly SK-04720-MS	46
Back Cover Assembly	10	Static Eliminator Assembly 68-26072-2-MS	47
Control Panel Assembly	11	Easi-Hold Assembly 42-26056-MSTL	48
Front End Plate Assembly	12	Out of Cloth Stop Sensor 96-26072	50
Back End Plate Assembly	14	Out of Cloth Control Module 68-26215	51
Main Tube Assembly	16	Out of Cloth Probe Assembly 68-26214	51
Y-Carriage Assembly	18	Press Roller Assembly 9120-896-MS	52
Tool Head Assembly H9900-3AB	20	Mini Hold Assembly 68-26240-MS	53
Optional: Heavy Duty Tool Head Ass'y, H9299-1HDB	22	Plastic Overlay Assembly Consult Factory	54
Diagnostic Control Cabinet 31-S3286	24	Gantry Pneumatic Diagram 31-9000-19	56
Bottom Panel Assembly 68-26105-2	25	Belt Tracking Pneumatic Diagram 68-26184-P	57
Rear Panel Assembly 68-26096-2	26	Notes	58
Gantry E-Plate Assembly 68-26094	28	Technical Data	60
Conveyor E-Plate Assembly 68-26095-2	30		
Eagle Conveyor Assembly 96-26053-MSTL	32		

IMPORTANT

The purchaser must instruct all operators on the proper use of this equipment. All standard industrial safety measures and equipment should be provided to protect the operator. Operators must be cautioned that improper or careless use of this equipment may cause personal injury. If you do not have qualified operators to instruct new persons, contact your EASTMAN sales representative or EASTMAN factory direct.

Electrical connections and servicing to this equipment should be made by a qualified electrician who is familiar with applicable codes and regulations. Disconnect this equipment from electrical power source before proceeding with any disassembly for adjustment or repair.

Your Eastman **Eagle Conveyor System** is designed to operate at a high rate speed. All personnel should be instructed to wear safety glasses and stand well clear of the **Eagle Conveyor System** when in operation.

Safety Information

Throughout this manual, safety information is presented by the use of the terms WARNING, CAUTION, ELECTRICAL HAZARD, and NOTE. These terms have the following meanings:

WARNING

A warning contains critical information regarding potential safety hazards that can occur during proper use or misuse of the machine. Failure to follow these procedures may result in serious personal injury to the user.

CAUTION

A caution contains instructions for the use or maintenance of the machine. Failure to follow these procedures may result in damage to the machine.

ELECTRICAL HAZARD

An electrical hazard calls attention to a procedure, practice, or the like, which, if not correctly performed or adhered to, could result in personal injury. Do not proceed beyond an Electrical Hazard.

Supplementary information may be given in a Note.

General Safety Precautions

WARNING

- This machine is equipped with very sharp and dangerous tools. Keep hands, arms, and hair away from the cutting area and drive system at all times. Safety gloves, glasses, and appropriate clothing may prevent serious personal injuries.
- Disconnect the power supply to the machine when it is not in use or during routine maintenance, including cleaning and lubrication.
- The purchaser must instruct all operators in the proper use of the machine according to the instructions in this manual. This training must include instruction on the potential safety hazards arising from the use or misuse of the machine. In addition to such training, the purchaser should provide written work instructions as necessary to ensure correct use of the machine for specific cutting and spreading applications.
- Do not modify this machine or disable safety features. Unauthorized modification may result in serious personal injuries to the user. Electrical connections to this machine must be made by a qualified electrician familiar with applicable codes and regulations.
- Safety labels must be kept clean and legible at all times. Call the Eastman Machine factory to order replacement labels.

Safety and Indemnification

During the life of the machine, the purchaser agrees to provide to all machine users (including its own employees and independent contractors) all relevant safety information, including warning labels and instruction manuals. The purchaser also agrees to maintain the safety features and working condition of the machine, and to adequately train all users in the safe use and maintenance of the machine. The purchaser agrees to defend, protect, indemnify, and hold Eastman Machine Company and its subsidiaries harmless from and against all claims, losses, expenses, damages, and liabilities to the extent that they have been caused by the purchaser's failure to comply with the terms and instructions of this manual.

Eastman®

Over a Century of Cutting Expertise

The Eastman **Eagle Conveyor** Automated Cutting machine has been inspected and tested at the factory prior to shipment. The Eagle Conveyor machine is shipped partially disassembled and requires some assembly and setup before operation can take place. Refer to the installation guide for installation instructions. To get the best performance, familiarize yourself and all operators with all functions and adjustments of this equipment. Refer to the Eagle Conveyor service manual. Before any operation takes place it is important carefully read and follow the instructions in these reference manuals.

This Illustrated Parts List is a comprehensive list of the components used in the machine. When ordering replacement parts, please include machine name and serial number. Some machine configuration may require additional components not shown, please consult factory for part numbers.

The following list of recommended spare parts and reference manuals may be included with your machine or purchased at a later date.

Reference Manuals

- E-536 Eagle-C Instruction and Service Manual
- E-534 Eagle-C Illustrated Parts List
- E-515 Automated Cutting Tools Illustrated Parts Manual
- E-521-2.1 Easicut 2 Software Manual
- E-522 Air Brush Marking System Manual
- E-535 Touch Screen Software Install guide

Recommended Spare Parts List

Part Number Description

- 10-00900-2 ... Computer Multifunction Board
- 31-03002 Motion Control Board, MEI
- 31-B2005 X1-Axis Motor
- 31-B2000 X2-Axis Motor
- 31-S3205-1 .. Y-Axis Motor
- 31-03012-2 ... Motor Amplifiers, Quantity of 2
- 54-26295 X-Axis Spur Gear, Quantity of 2
- 31-12660-15 . 5 vdc Power Supply
- 31-12660-16 . 12 vdc Power Supply
- 54-D0066 X-Axis Motor Pulley
- 67-12983 X-Axis Linear Bearing, Quantity of 2
- Consult Factory Replacement Cutting Surface
- See E-515 Manual Replacement Pen
- See E-515 Manual Replacement Cutting Tools

Software Solutions

Eastman offers a wide variety of software to solve even the most difficult tasks.

Please consult your nearest Eastman Representative or the Eastman Factory direct for more information.

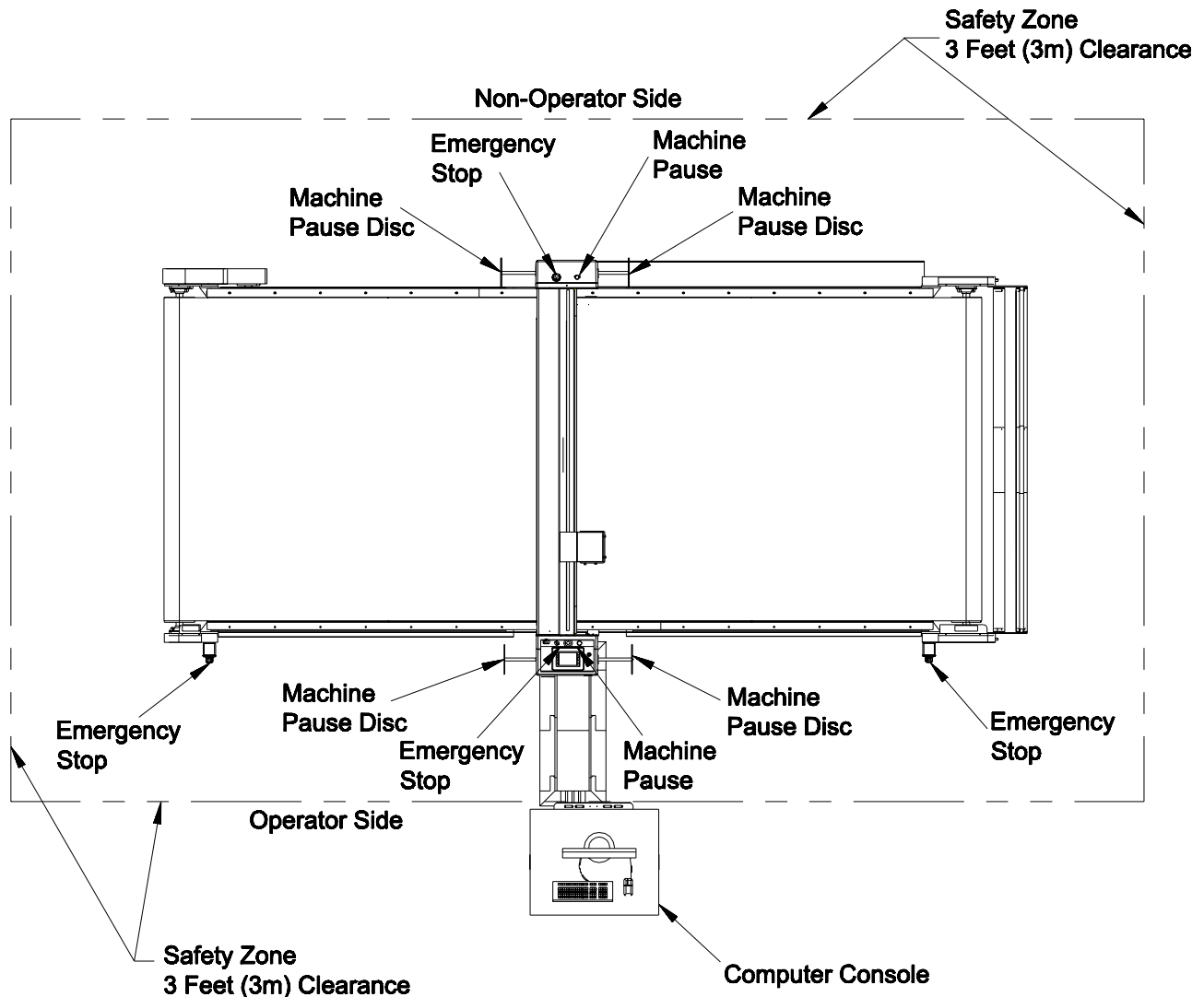
Safety Zones and Stop Devices

Pause Buttons/Disc

The yellow buttons above the control panel and on the non-operator side of the gantry as well as the pause discs on each side of the gantry will pause the machine. Activating either the button or the pause disc will execute a controlled stop of the plotter, with the machine remaining fully powered. After releasing the pause button or resetting the pause discs and pressing NEXT on the UIT keypad, the cutter will resume cutting the work in progress. Pressing ABORT will cancel the job.

Emergency Stop Buttons

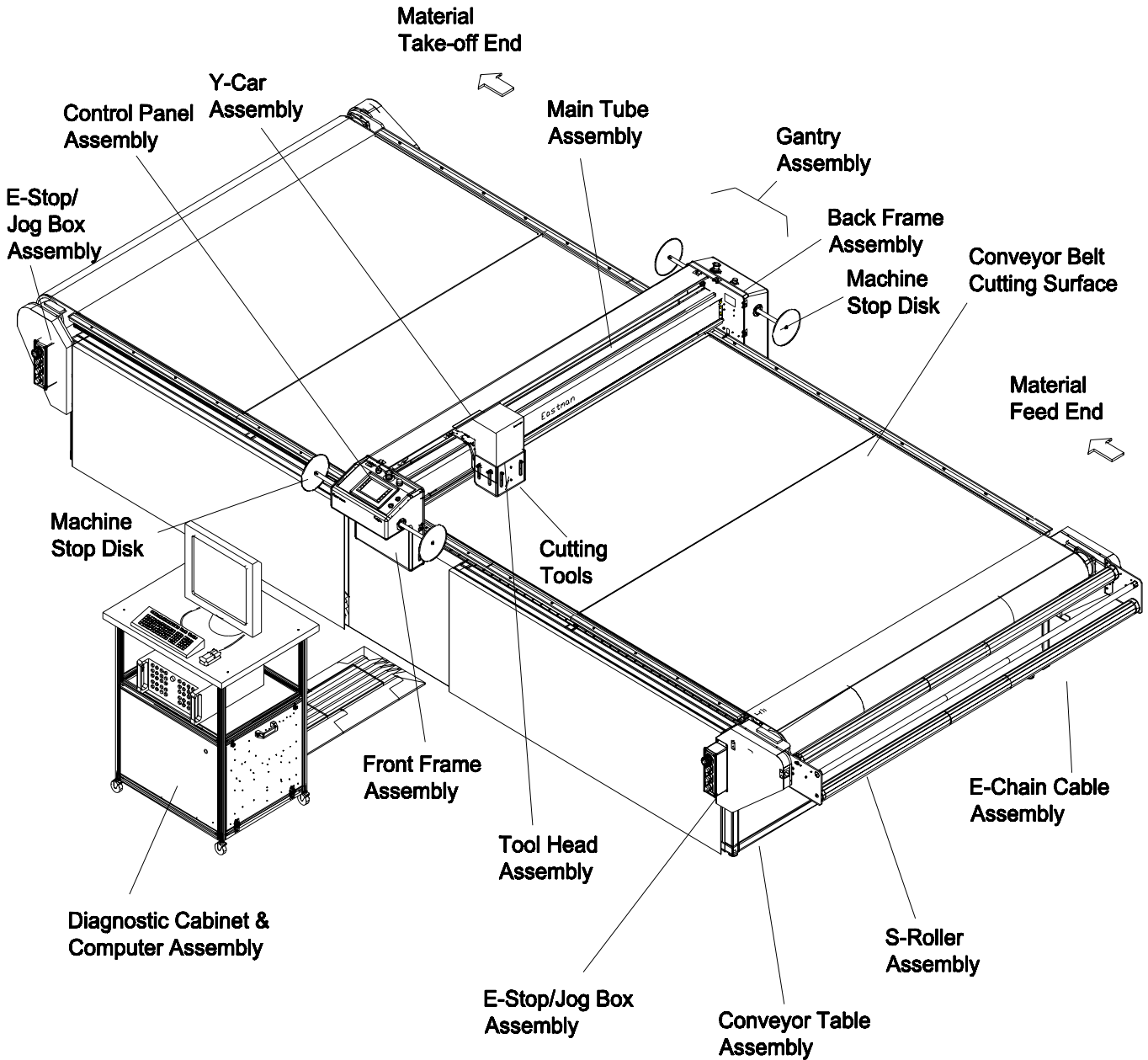
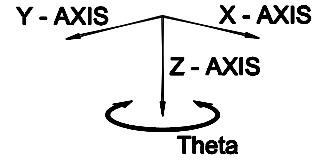
There are red Emergency Stop buttons located on each side of the gantry as well as on the operator side right and left ends of the table. Pressing any of the Emergency Stop buttons will execute a controlled stop of the gantry before cutting all power to the motors and e-box. To release an Emergency Stop condition, pull out the Stop button hit the ABORT key on the UIT keypad. The table must be re-homed by pressing the ZERO TABLE button before restarting the cutter. Emergency stop mats are also available as an option.



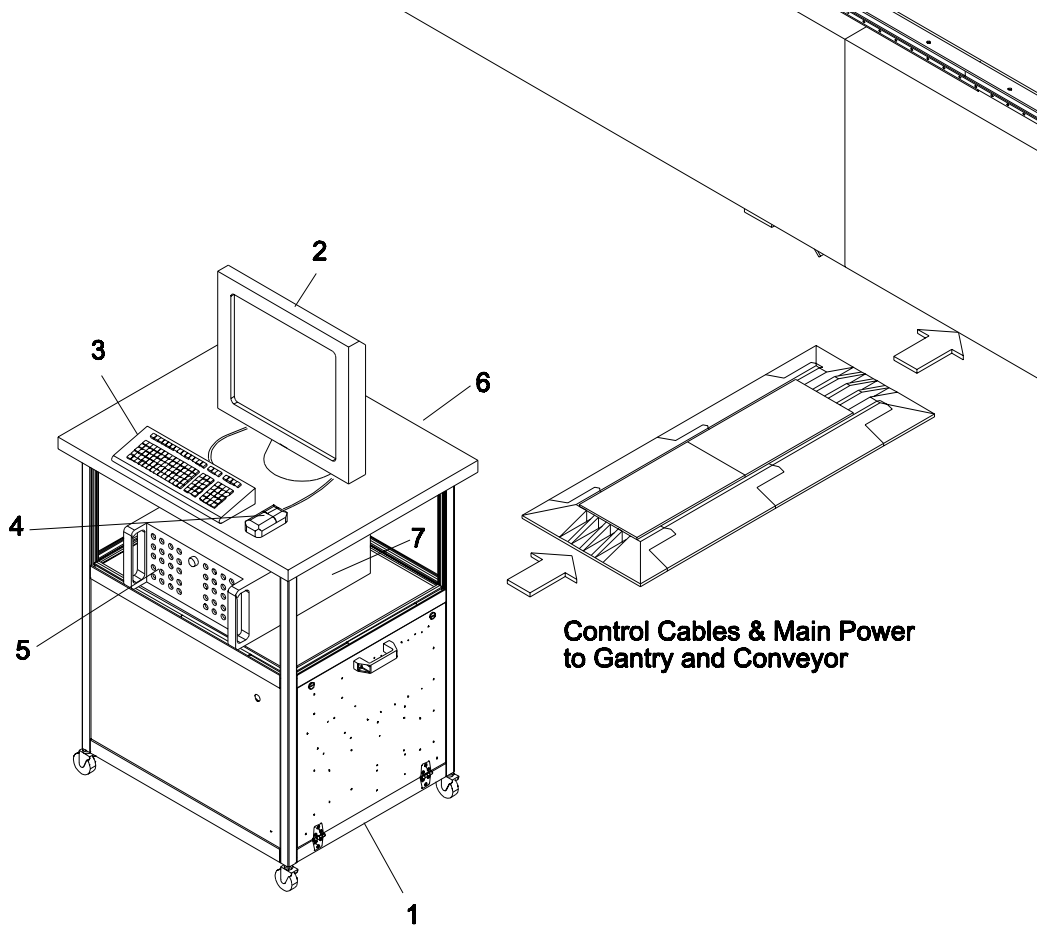
Eastman®

Over a Century of Cutting Expertise

Eagle Conveyor Cutting System Familiarization



Computer Control Assembly



Software Solutions

Eastman offers a wide variety of software to solve even the most difficult tasks. Please consult your nearest Eastman Representative or the Eastman Factory direct for more information.

Computer Internal Component Kit

10-00900-2A	Multifunction Board
31-S1009	MEI to Multifunction Cable
31-S1017	I/O Bracket
91-26034	Computer Labels
31-03002	Motion Control Board, MEI
68C3-16	Rubber Foot
31-26032	PC Harness

ITEM	PART No.	DESCRIPTION	QTY
1	31-S3286	Diagnostic E-box Cabinet	1
	96-26083-220	220 volt, Voltage Connection Kit	*
	96-26093-480	480 volt, Voltage Connection Kit	*
2	10-26063	15" Color Flat Panel Monitor	*
	10-26064	17" Color Flat Panel Monitor	1
	10-26065	19" Color Flat Panel Monitor	*
3	11-00868-02	Computer Keyboard	1
4	11-00054-1	Computer Mouse, Unshielded	1
*	11-00054	Computer Mouse, Shielded	1
5	10-26002-ce-ind	Industrial Computer	1
6	31-270013	RS232/RS422 Serial Data Converter	1
7	31-S9009	Computer Internal Component Kit	1

* Optional

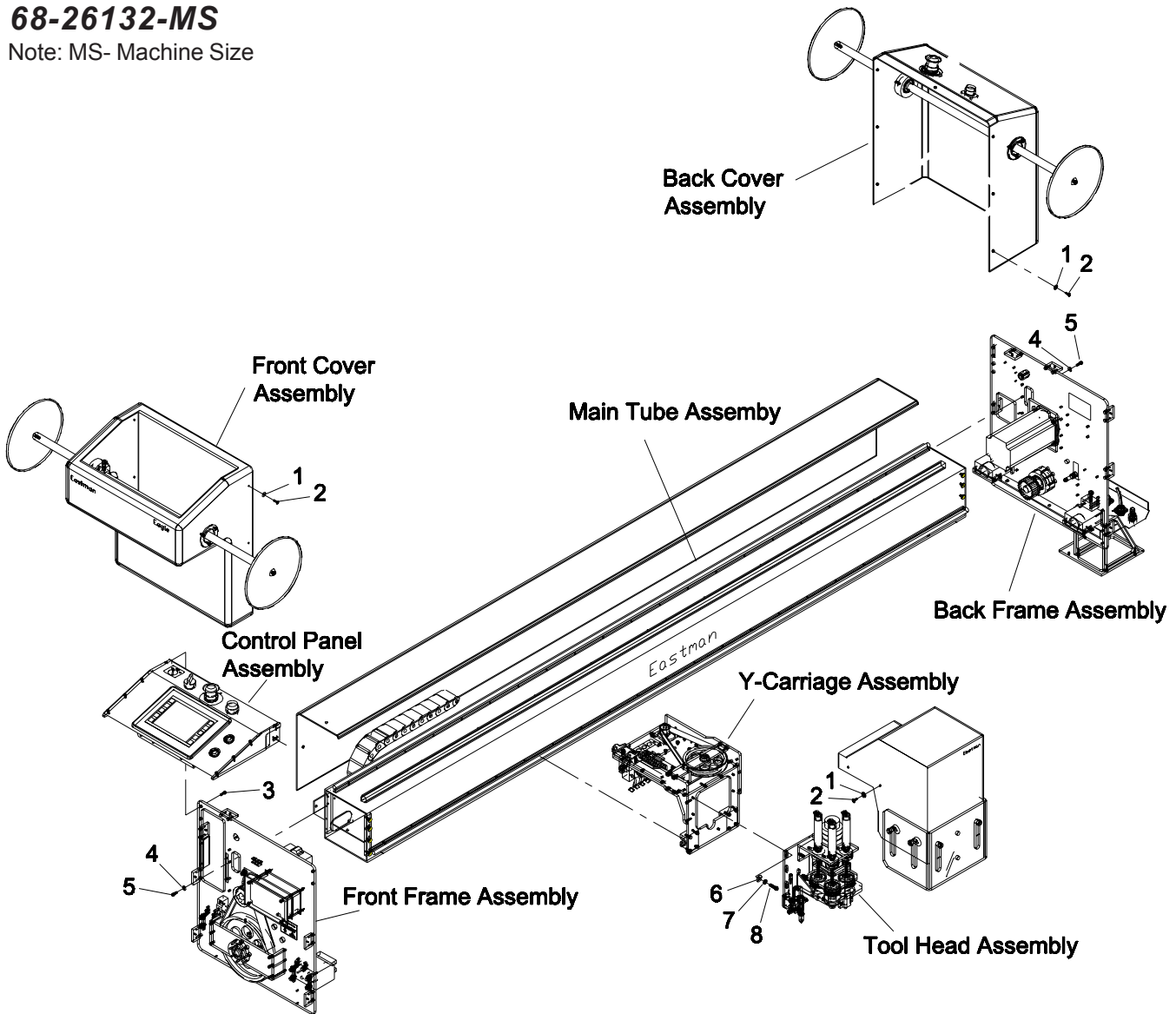
Eastman®

Over a Century of Cutting Expertise

Gantry Assembly

68-26132-MS

Note: MS- Machine Size

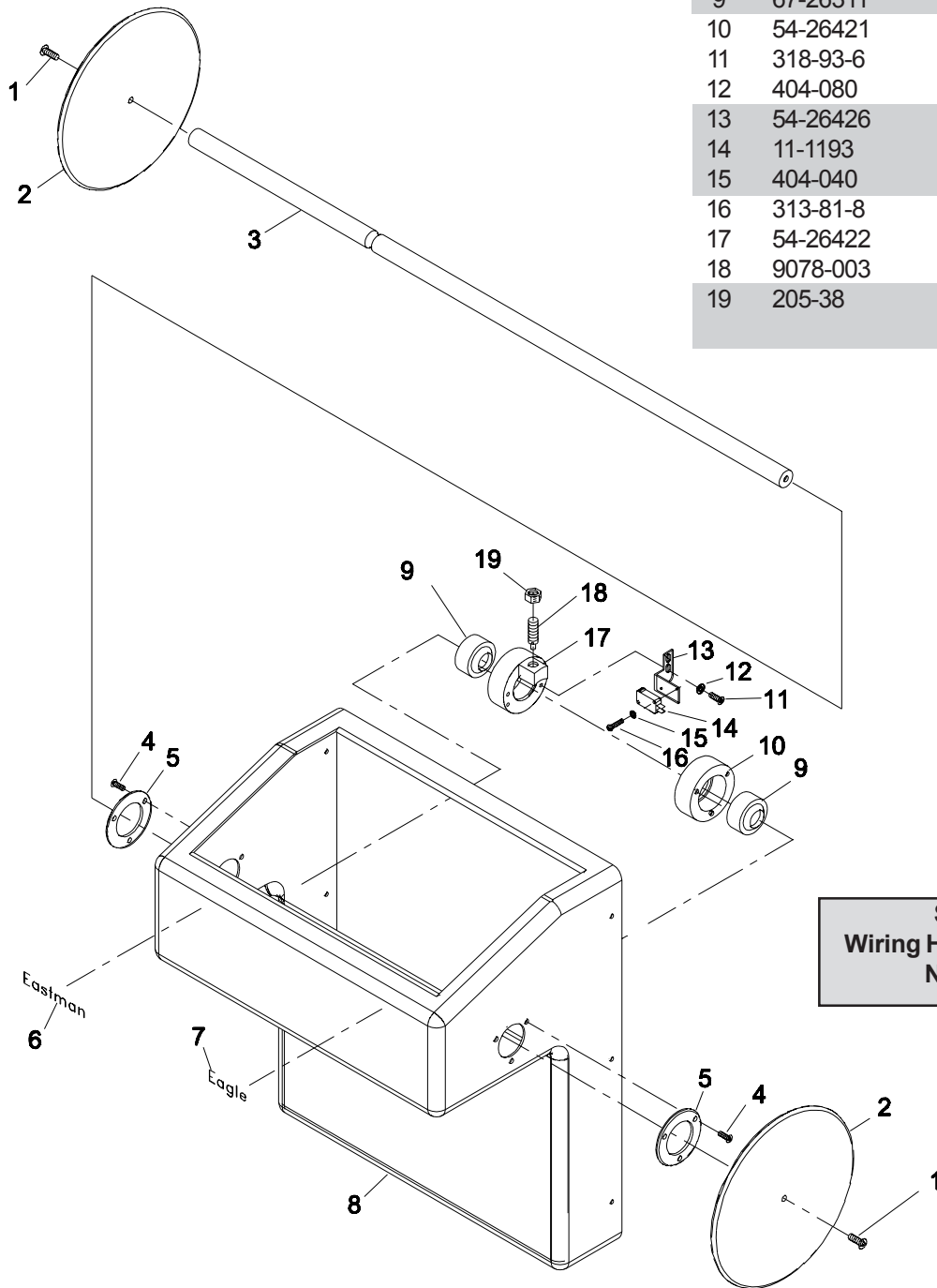


ITEM	PART No.	DESCRIPTION	QTY
1	409-99-1	Finish Washer	A/R
2	333-93-8S	Screw, Cover	A/R
3	335-93-8	Screw, Socket #8-32 x 1/2	4
4	410-080	Washer, Flat #8	12
5	335-93-10	Screw, Socket #8-32 x 5/8	12
6	410-010	Washer, Flat #10	6
7	402-010	Washer, Lock #10	6
8	335-102-10	Screw, Socket #10-32 x 5/8	6

Front Cover Assembly

68-26115

ITEM	PART No.	DESCRIPTION	QTY
1	333-34-12z	Screw, Button Hd. 1/4-20 x 3/4	2
2	54-26419	Stop Disk	2
3	54-26420	Rod, Stop Disk	1
4	333-102-8	Screw, Button Hd. 10-32 x 1/2	6
5	54-26423	End Cap	2
6	91-26002-W	Decal, Small Eastman, White	1
7	91-26031-W	Decal, Eagle, White	1
8	54-26623	Operator Side Cover	1
9	67-26311	Slide Bearing	2
10	54-26421	Bearing Mount	1
11	318-93-6	Screw, Pan Head #8-32 x 3/8	2
12	404-080	Lock Washer, #8 Internal	2
13	54-26426	Switch Bracket	1
14	11-1193	limit Switch	1
15	404-040	Lock Washer, #4 External	2
16	313-81-8	Screw, Round Hd. #4-40 x 1/2	2
17	54-26422	Bearing & Switch Mount	1
18	9078-003	Spring Plunger, 3/8-16	1
19	205-38	Hex Nut, 3/8-16	1



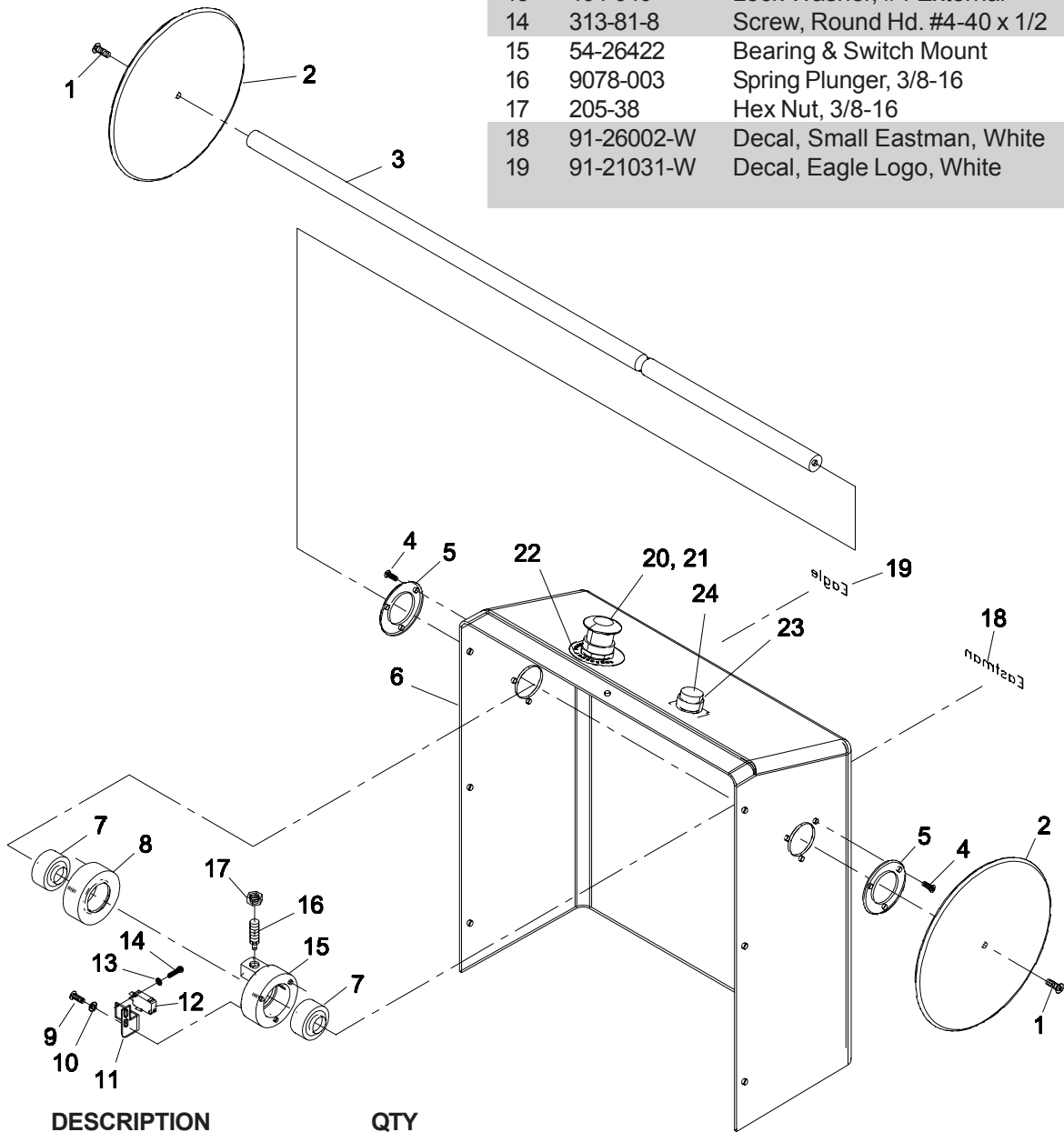
Stop Disk
Wiring Harness 31-S3338
Not Shown

Eastman®

Over a Century of Cutting Expertise

Back Cover Assembly 68-26116

ITEM	PART No.	DESCRIPTION	QTY
12	11-1193	limit Switch	1
13	404-040	Lock Washer, #4 External	2
14	313-81-8	Screw, Round Hd. #4-40 x 1/2	2
15	54-26422	Bearing & Switch Mount	1
16	9078-003	Spring Plunger, 3/8-16	1
17	205-38	Hex Nut, 3/8-16	1
18	91-26002-W	Decal, Small Eastman, White	1
19	91-21031-W	Decal, Eagle Logo, White	1

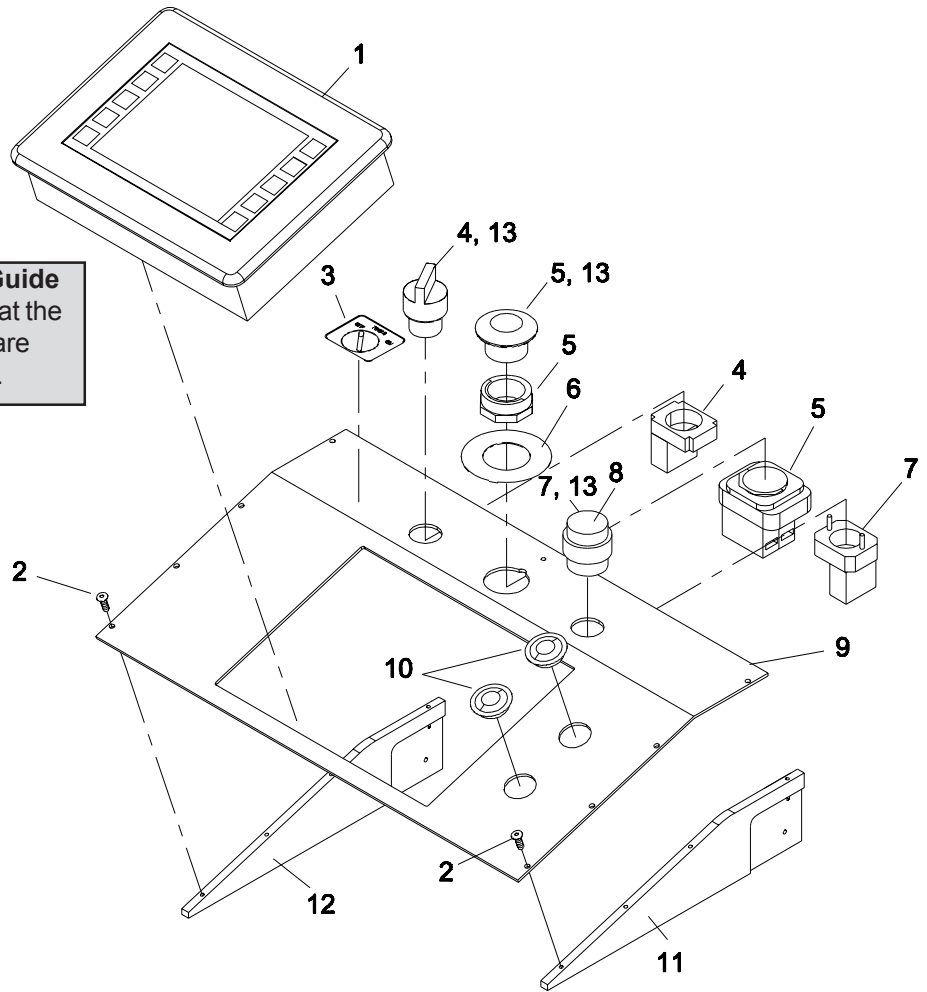


ITEM	PART No.	DESCRIPTION	QTY
1	333-34-12Z	Screw, Button Hd. 1/4-20 x3/4	2
2	54-26419	Stop Disk	2
3	54-26420	Rod, Stop Disk	1
4	333-102-8	Screw, Button Hd. 10-32 x 1/2	6
5	54-26423	End Cap	2
6	54-26624	Non-Operator Side Cover	1
7	67-26311	Slide Bearing	2
8	54-26421	Bearing Mount	1
9	318-93-6	Screw, Pan Head #8-32 x 3/8	2
10	404-080	Lock Washer, #8 Internal	2
11	54-26426	Switch Bracket	1

ITEM	PART No.	DESCRIPTION	QTY
20	31-26012-3	Mushroom Switch, Red	1
21	31-26033	Lamp, 12 vdc	1
22	91-26011-1	Decal, Yellow Emergency Stop	1
23	31-26307	Push Button/ Contact, Yellow	1
24	91-26041	Decal, Machine Pause	1

Control Panel Assembly

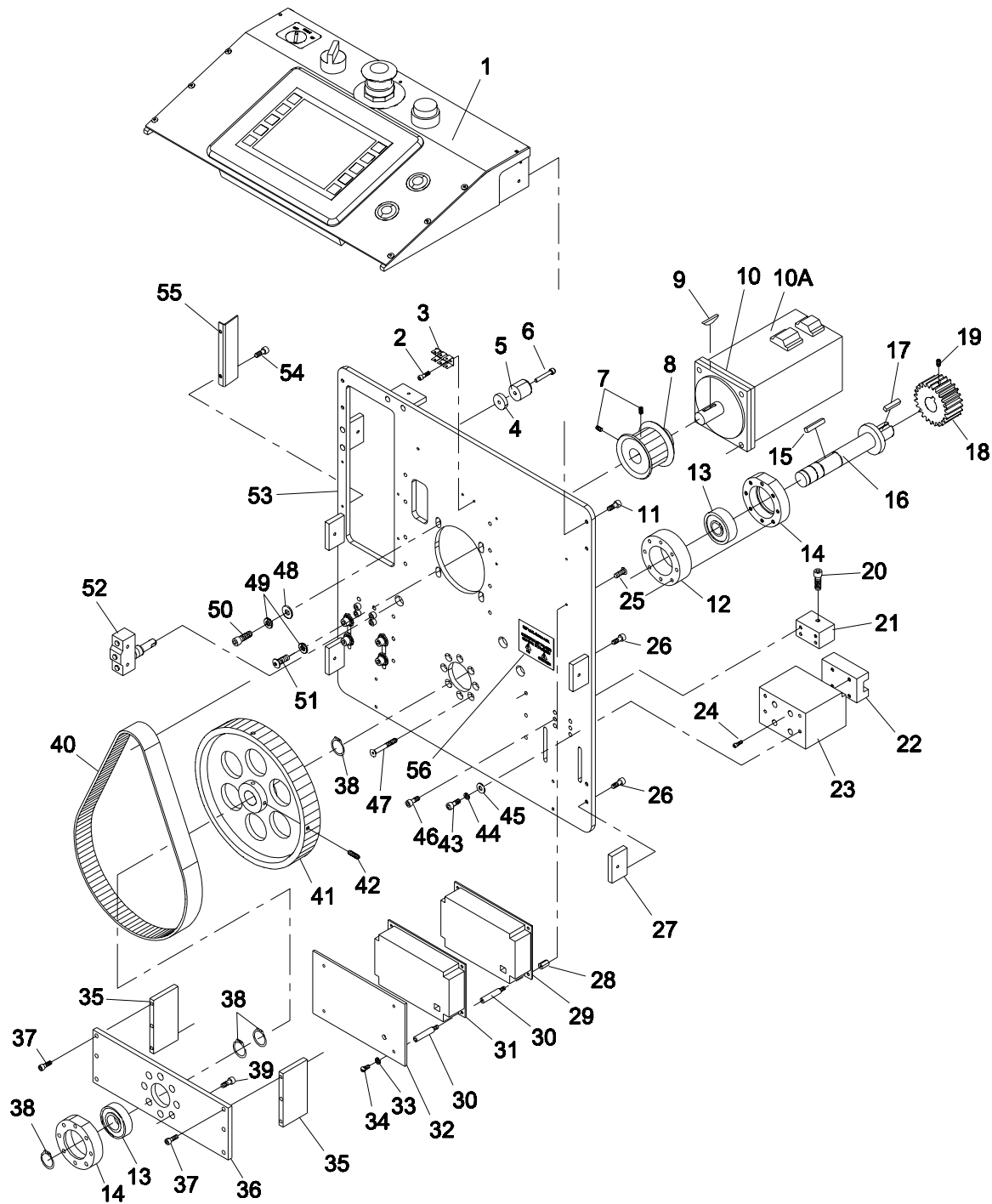
UIT Software Installation Guide
 The UIT Software is installed at the factory. Refer to UIT Software Installation Guide E-535.



ITEM	PART No.	DESCRIPTION	QTY
1	31-26304-1	Touch Screen Control Panel	1
	79-26001	Key Label (included in 31-26304-1)	1
	02-00074	Control Panel Program	1
2	333-93-8	Screw, Button Hd #8-32 x 1/2	6
3	91-	Decal, On/OFF	1
4	31-26331	Green Selector Switch	1
5	31-26012-3	Red Mushroom Switch	1
6	91-26011-2	Yellow Stop Ring	1
7	31-26307	Yellow Push Button Switch	1
8	91-26041	Decal, Button Labels	1
9	54-26596	Control Panel	1
10	67-26465	Hole Plug	2
11	54-26595	Right Support, Panel	1
12	54-26594	Left Support, Panel	1
13	31-26033	Mini Light Bulb	3

Front End Plate Assembly

68-26117



ITEM	PART No.	DESCRIPTION	QTY
1	-----	Control Panel Assembly	1
2	333-86-4	Screw, Button Hd. #6-32 x 1/4	2
3	11-919	Ground Terminal	1
4	54-26598-1	Spacer, Shock Mount	1
5	67-26402	Shock Absorber	1
6	335-93-16	Screw, Socket Hd. #8-32 x 1	1
7	342-93-4	Setscrew, #8-32 x 1/4	2
8	54-D0066	Motor Pulley	1
9	**	Key, part of motor assembly	1
10	54-26019	Motor Mounting Plate	1
10A	31-B2005	X1-Axis Motor with Harness	1
11	335-93-8	Screw, Socket Hd. #8-32 x 1/2	4
12	54-LC095	Bearing Spacer Shim	1
13	67-12984	Bearing	2
14	54-D0019	Bearing Housing	2
15	9063-104	Key, .188 x .188 x .859	1
16	54-D0276	Drive Shaft	1
17	9063-010	Key, .188 x .188 x .734	1
18	54-26295	Spur Gear	1
19	342-102-5	Setscrew #10-32 x 5/16	2
20	335-35-24	Screw, Socket 1/4-28 x 1 1/2	2
21	54-LC098	Backlash Adjuster	2
22	67-12983	Linear Bearing	2
23	54-26603	Support, Bearing	2
24	341-4-12	Screw, Socket m4 x 12mm	8
25	333-86-8	Screw, Socket Hd. #6-32 x 1/2	4
26	335-93-8	Screw, Socket Hd. #8-32 x 1/2	18
27	54-C0306	Cover Mounts	6
28	11-1940	Spacer, 7/16 Long	4
29	31-26012-15	Power Supply, 5vdc	1
30	11-1981	Spacer, 1-1/8 Long	8

ITEM	PART No.	DESCRIPTION	QTY
31	31-26012-16	Power Supply, 12vdc	1
32	54-26025	Power Supply Shield	1
33	404-060	Star Lock Washer	4
34	333-86-6	Screw, Socket Hd. #6-32 x 3/8	4
35	54-D0485	Drive Standoff Plate	2
36	54-D0022-2	Shaft Support	1
37	335-93-8	Screw, Socket Hd. #8-32 x 1/2	6
38	67-D0216-5	Snap Ring	4
39	332-102-10	Screw, Flat Hd. #10-32 x 5/8	8
40	67-02963-1	Drive Belt, htd	1
41	54-D0065	Pulley, Large	1
42	342-93-4	Setscrew, #8-32 x 1/4	2
43	335-102-10	Screw, Flat Hd. #10-32 x 5/8	8
44	402-010	Lock Washer #10	8
45	410-010	Flat Washer #10	8
46	335-102-10	Screw, Socket #10-32 x 5/8	8
47	332-102-20	Screw, Flat Hd. #10-32 x 1 1/4	8
48	410-34	Flat Washer, 1/4	2
49	402-34	Lock Washer, 1/4	4
50	333-34-20	Screw, Button 1/4-20 x 1 1/4	2
51	335-34-20	Screw, Socket 1/4-20 x 1 1/4	2
*52	31-00922	Roller Switch, 90 degree spdt	2
53	54-26554	Operator Side Plate, Right	1
*54	335-86-4	Screw, Socket #6-32 x 1/4	4
*55	54-26224	E-chain Funnel	2
56	91-26026	Decal, 2 amp, 120 volt	1

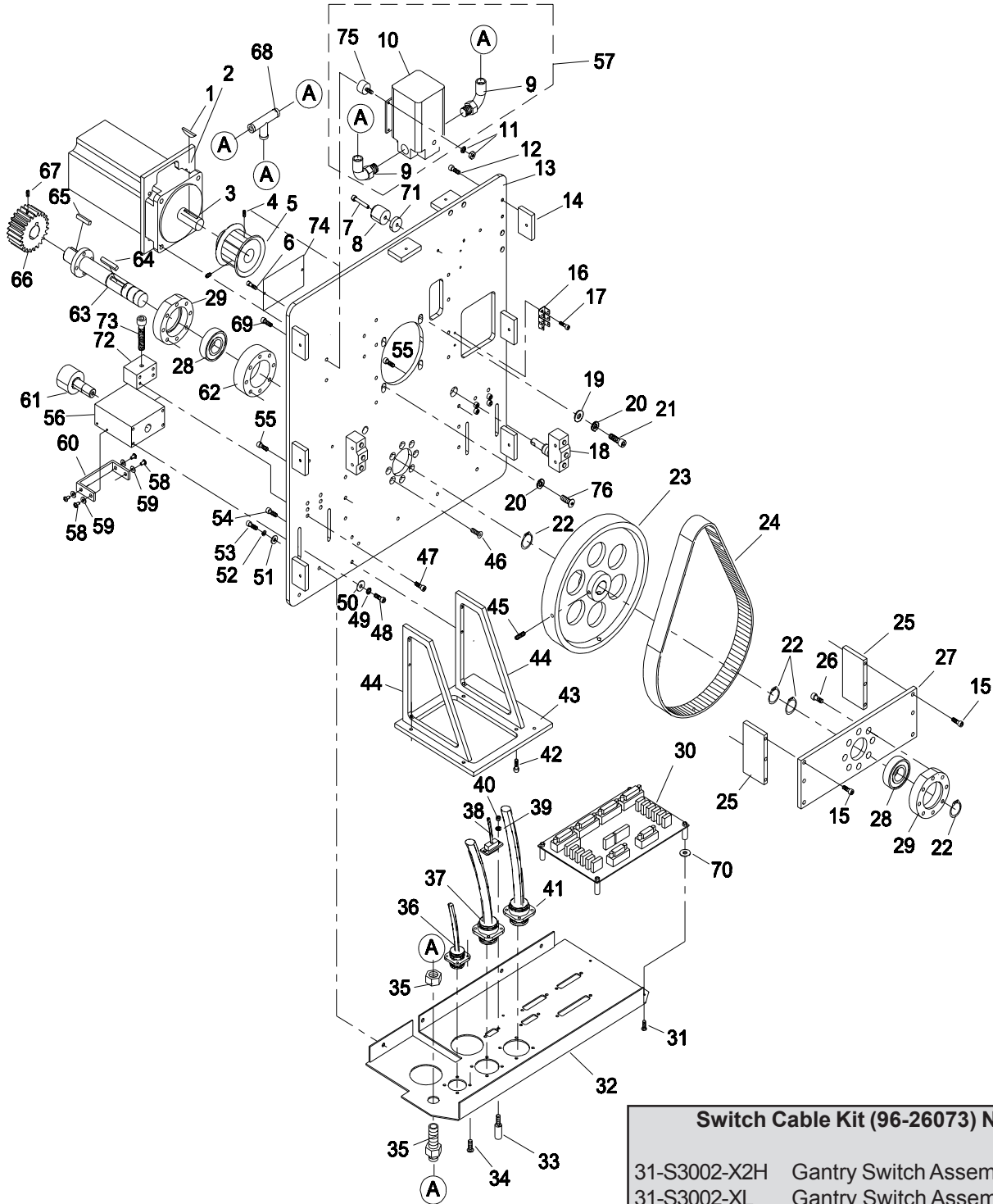
* Not included in assembly
A/R -As Required

Eastman®

Over a Century of Cutting Expertise

Back End Plate Assembly

68-26118



Switch Cable Kit (96-26073) Not Shown

31-S3002-X2H	Gantry Switch Assembly, X2 Home
31-S3002-XL	Gantry Switch Assembly, X Limit
31-S3002-YL2	Gantry Switch Assembly, Y Limit

ITEM	PART No.	DESCRIPTION	QTY
1	**	Key, part of motor assembly	1
2	54-26019	Motor Mounting Plate	1
3	31-B2000	X2-Axis Motor with Harness	1
4	342-93-4	Setscrew, #8-32 x 1/4	2
5	54-D0066	Motor Pulley	1
6	333-86-4	Screw, Button Hd. #6-32 x 1/4	2
7	335-93-16	Screw, Socket Hd. #8-32 x 1	1
8	67-26402	Shock Absorber	1
9	100-13-2	Elbow 1/4 NPT x 1/4"	2
10	27-20001	Air Control Regulator	1
	31-00952	MTE Connector	1
	31-00960	MTE Receptacle Pin	3
11	203-93	Nut, Hex #8-32	4
	404-080	Washer, Locking #8	4
12	335-93-8	Screw, Socket Hd. #8-32 x 1/2	18
13	54-26555	Side Plate, Non-Operator	1
14	54-C0306	Cover Mounts	9
15	335-93-8	Screw, Socket Hd. #8-32 x 1/2	6
16	11-919	Ground Terminal	1
17	333-86-4	Screw, Button Hd. #6-32 x 1/4	2
18	31-00922	Roller Switch, 90 degree spdt	2*
19	410-34	Flat Washer, 1/4	2
20	402-34	Lock Washer, 1/4	4
21	335-34-20	Screw, Socket 1/4-20 x 1 1/4	2
22	67-D0216-5	Snap Ring	4
23	54-D0065	Pulley, Large	1
24	67-02963-1	Drive Belt, htd	1
25	54-D0485	Drive Standoff Plate	2
26	332-102-10	Screw, Flat Hd. #10-32 x 5/8	8
27	54-D0022-2	Shaft Support	1
28	67-12984	Bearing	2
29	54-D0019	Bearing Housing	2
30	10-00903-2	X-Axis Board	1
31	305C8-1	Screw, Pan Hd. #4-40 x 1/4	4
32	54-26599	Electrical Pan	1
33	67-01005	Locking Screw Kit	1
34	333-86-4	Screw, Button Hd. #6-32 x 1/4	12
35	100-17-1	1/4" Fitting	1
36	31-02693-2	3-Pin Circular Connector (only)	1*
37	31-00976	8-Pin Connector, Small (only)	1*
	31-02973	Strain Relief	1*
	31-12929	10mm Boot	1*
	31-12930	12mm Boot	1*

ITEM	PART No.	DESCRIPTION	QTY
38	31-S3315-MS	RS422 Cable	1*
39	67-01005	Locking Screw Kit (part of)	1
40	67-01005	Locking Screw Kit (part of)	1
41	31-00972	8-Pin Connector, Large (only)	1
	31-02973	Strain Relief	1
	31-12929	10mm Boot	1
	31-12930	12mm Boot	1
42	335-93-10	Screw, Socket Hd. #8-32 x 5/8	4*
43	54-26693	E-Chain Mount	1*
44	54-26694	E-Chain Side Mount	2*
45	342-93-4	Setscrew, #8-32 x 1/4	2
46	332-102-20	Screw, Flat Hd. #10-32 x 1 1/4	8
47	335-102-10	Screw, Socket #10-32 x 5/8	8
48	402-010	Lock Washer #10	8
49	335-102-10	Screw, Socket #10-32 x 5/8	8
50	410-010	Flat Washer #10	8
51	410-080	Flat Washer #8	4
52	402-080	Lock Washer #8	4
53	335-93-8	Screw, Socket Hd. #8-32 x 1/2	4
54	335-93-10	Screw, Socket Hd. #8-32 x 5/8	4*
55	335-93-8	Screw, Socket Hd. #8-32 x 1/2	6
56	54-26700	Cam Follower Mount	2
57	31-S9005	Pressure Regulator Assembly	1
58	333-86-4	Screw, Button Hd. #6-32 x 1/4	8
59	410-060	Washer, Flat #6	8
60	54-26752	Felt Wiper	2
61	67-26473	Cam Follower	2
62	54-LC095	Bearing Spacer Shim	1
63	54-D0276	Drive Shaft	1
64	9063-104	Key, .188 x .188 x .859	1
65	9063-010	Key, .188 x .188 x .734	1
66	54-26295	Spur Gear	1
67	342-102-5	Setscrew #10-32 x 5/16	4
68	100-14-1	Tee Fitting, 1/4"	1
69	333-102-8	Screw, Button Hd #10-32 x 1/2	4
70	410-060	Flat Washer, #6	4
71	54-26598-1	Spacer, Shock Mount	1
72	54-LC098	Block, Backlash Adjust	2
73	335-35-24	Screw, Socket 1/4-28 x 1 1/2	2
74	79-N3001	Serial Plate	1
75	65-26024	Vibration Dampener	4
76	333-34-20	Screw, Button 1/4-20 x 1 1/4	2

A/R -As Required
-MS Machine Size

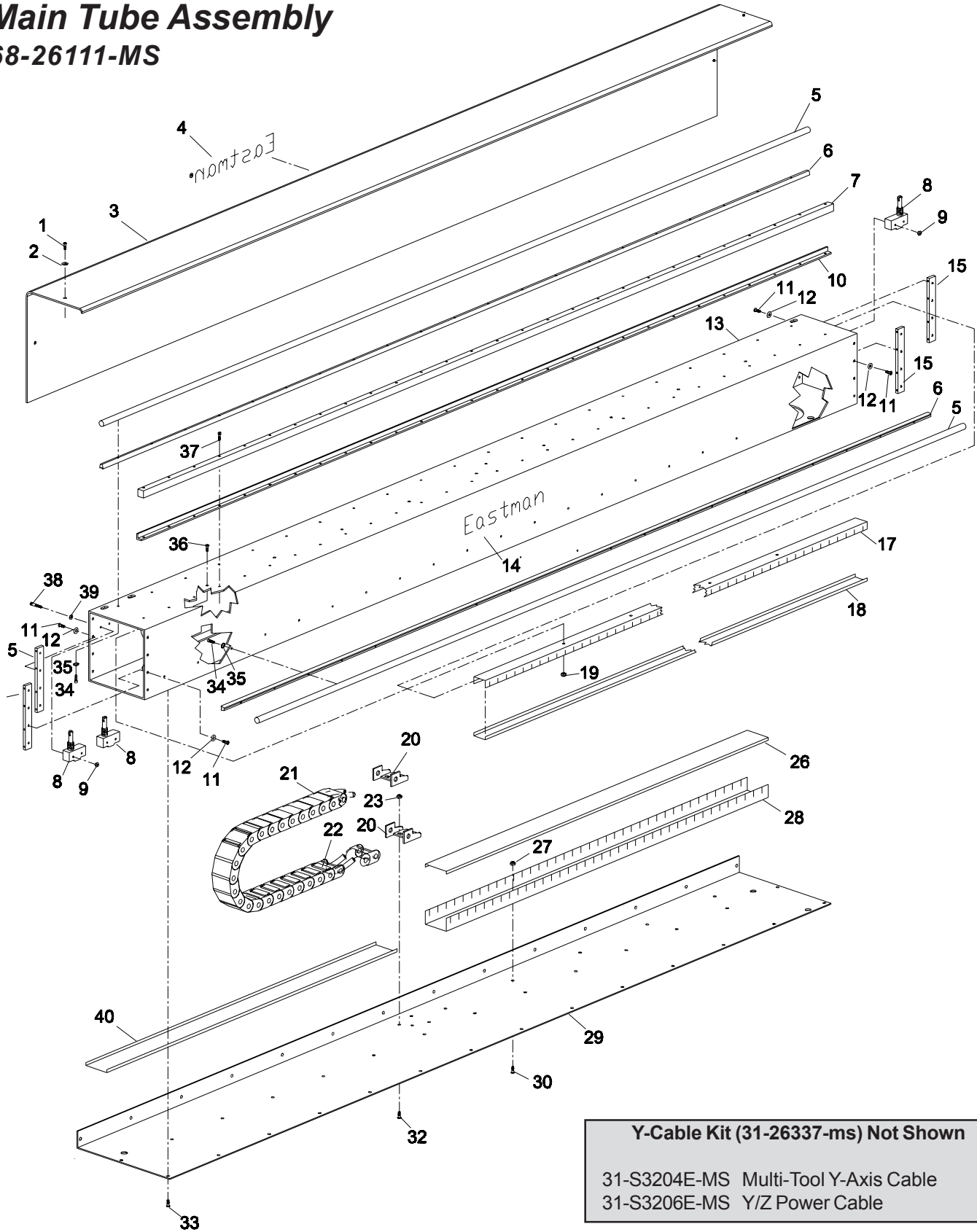
* - not Included

(A) 27-02996-1 Air Tubing, 1/4" (not shown) A/R

Eastman®

Over a Century of Cutting Expertise

Main Tube Assembly
68-26111-MS



Y-Cable Kit (31-26337-ms) Not Shown
 31-S3204E-MS Multi-Tool Y-Axis Cable
 31-S3206E-MS Y/Z Power Cable

ITEM	PART No.	DESCRIPTION	QTY
1	333-93-8	Screw, Button Hd. #8-32 x 1/2	A/R
2	409-93-1	Finish Washer	A/R
3	54-26544-MS	E-Chain Cover	1
	54-26133-MS	Tube Cover (Larger Machines only)	1
4	91-26003-W	Decal, Eastman 4" Medium	1
5	67-26386-MS	Linear Rail	2
6	67-C0220	Linear Rail Mount	A/R
7	67-12990	Gear Rack, 96" 20p	A/R
8	31-00921	Roller Switch	3
9	211-86	Stop Nut, #6-32	6
10	54-C0411-MS	Rack Support	1
11	335-102-6	Screw, Socket Hd. 10-32 x 3/8	16
12	410-010	Flat Washer, #10	16
13	54-26543-MS	Main Tube, Eagle Gantry	1
14	91-26003	Decal, Eastman 4" Medium	1
15	54-C0305-4	Insert, Main Tube Mount	4
16	-	-	-
17	70-26001	Duct, 1 x 1.5	A/R
18	67-02634	Duct Cover, 1"	A/R
19	211-102	Stop Nut, #10-32	A/R
20	67-26177	E-Chain Mounting Set	1*
21	67-26111	E-Chain (Sold by the Foot)	A/R*
22	67-26178	E-Chain Cable Separators	A/R*
23	211-34	Stop Nut, 1/4-20	2
24	-	-	-
25	-	-	-
26	70-26005	Duct, 2" Wide	A/R
27	211-102	Stop Nut, #10-32	A/R
28	70-26006	Duct Cover, 2"	A/R
29	54-C0410-MS	Belly Pan	1
30	333-102-6	Screw, Button Hd. 10-32 x 3/8	A/R
31	-	-	-
32	333-34-8	Screw, Button Hd. #1/4-20 x 1/2	2
33	333-102-4	Screw, Button Hd. #10-32 x 1/4	A/R
34	335-86-12	Screw, Socket Hd.#6-32 x 3/4	A/R
35	402-060	Lock Washer, #6	A/R

ITEM	PART No.	DESCRIPTION	QTY
36	333-102-6	Screw, Button Hd. #10-32 x 3/8	A/R
37	333-86-16	Screw, Button Hd. #6-32 x 1	A/R
38	333-86-16	Screw, Button Hd. #6-32 x 1	6
39	410-060	Flat Washer, #6	6
40	67-26181	Duct Cover, 2.5	A/R
41**	333-86-18	Screw, Button Hd. #6-32 x 1-1/2	6
42**	54-27000-MS	Linear Rail Shim, Top	2
43**	67-C0220-A-MS	Rail Support, Top	2
44**	511-4-10	Alignment Roll Pin, 1/8" x 5/8"	1
45**	67-C0220-A-MS	Rail Support, Top	2
46**	335-86-12	Screw, Socket Hd. #6-32 x 3/4	A/R
	402-060	Lock Washer #6	A/R
47**	335-86-6	Screw, Socket Hd. #6-32 x 3/8	A/R
	402-060	Lock Washer #6	A/R
48**	54-C0411-MSA	Y-Rack Support	1
49**	-	-	-
50**	54-26353-MS	Gear Rack Support Shim	2
51**	335-86-12	Screw, Socket Hd. #6-32 x 3/4	A/R
	402-060	Lock Washer #6	A/R
52**	335-86-6	Screw, Socket Hd. #6-32 x 3/8	A/R
	402-060	Lock Washer #6	A/R
53**	54-27002-MS	Linear Rail Shim, Front	2
54**	67-C0220-B-MS	Rail Support, Top	2
55**	511-4-10	Alignment Roll Pin, 1/8" x 5/8"	1
56**	67-C0220-B-MS	Rail Support, Front	2

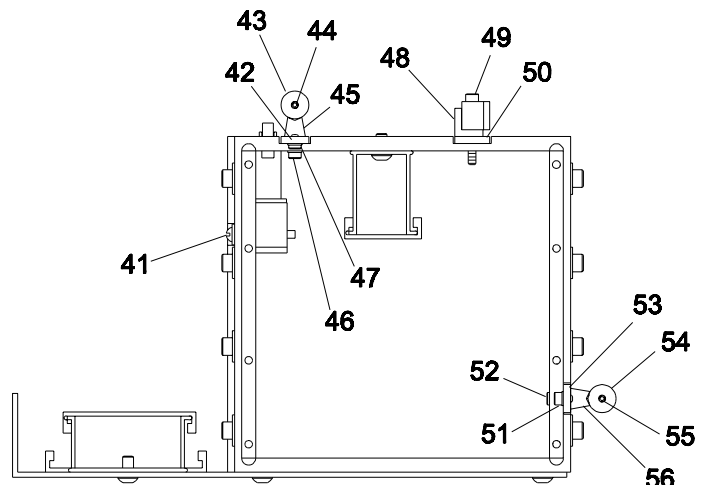
A/R -As Required

MS - Machine Size

* Not Included in Assembly

** Thick Wall Main Tube Only

- (A) 27-02996-1 Air Tubing, 1/4" (not shown) A/R
- (B) 27-02996-2 Air Tubing, 5/32" (not shown) A/R



Thick Wall Main Tube Assembly Only

Eastman®

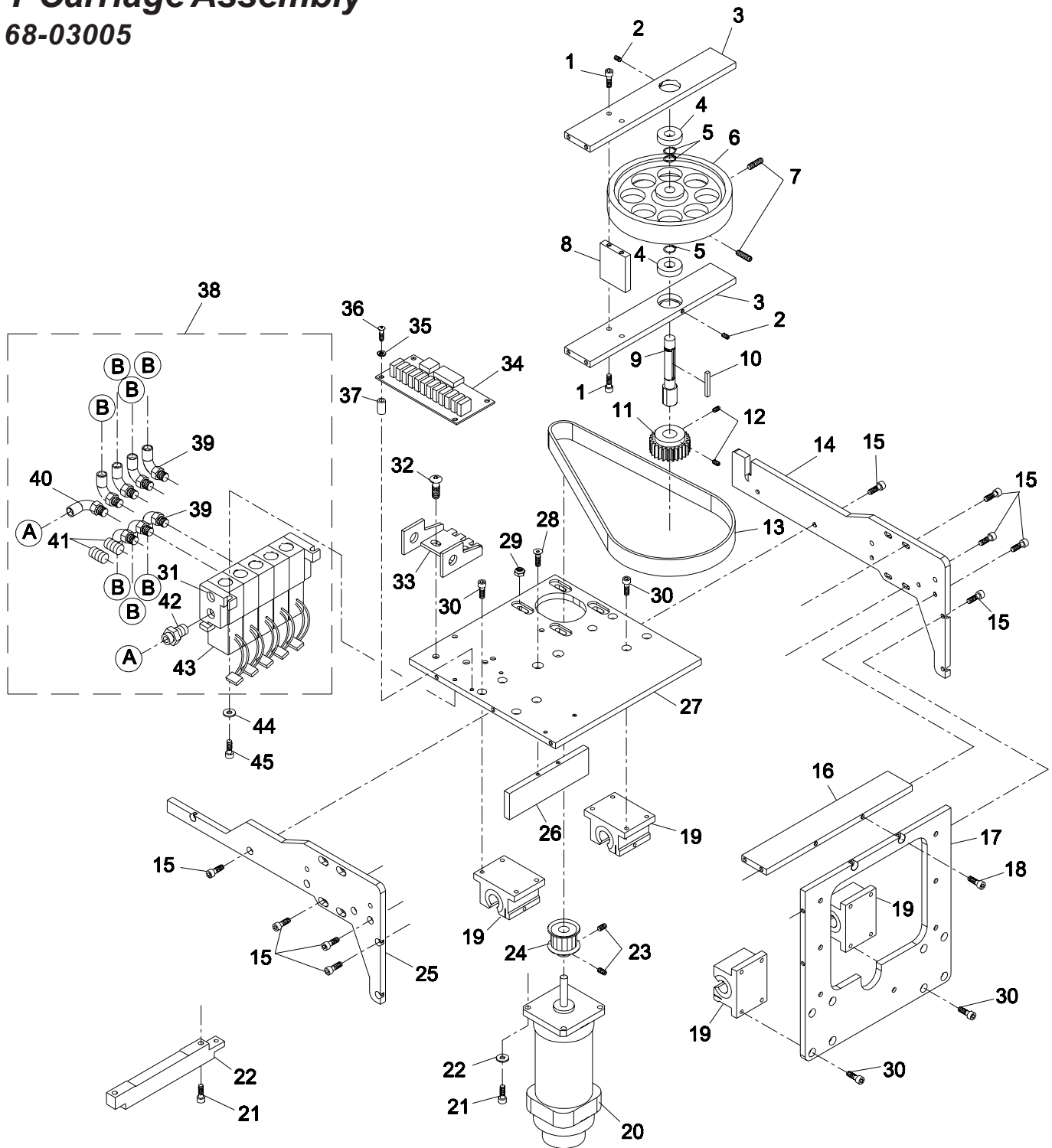
Over a Century of Cutting Expertise

Main Tube Cable Kit (31-26338-MS) Not Shown

31-S3008-MS	Dual 5&12 Power Supply Cable
31-S3339-MS	AC Power Harness
31-S3315-MS	RS422 Y-Axis Cable
31-S3002E-MSXH	Gantry Switch X1-Home Cable
31-S3002E-MSYH	Gantry Switch Y-Home Cable
31-S3002E-MSYL	Gantry Switch Y-Limit Cable
31-S3009-MS	Tool Control Cable
31-S3010-MS	E-Off/Pause Cable

Y-Carriage Assembly

68-03005



ITEM	PART No.	DESCRIPTION	QTY
1	335-93-8	Screw, Socket Hd. #8-32 x 1/2	4
2	342-86-4	Setscrew, #6-32 x 1/4	2
3	54-H0232	Y-Car Backlash Plate	2
4	67-00520	Bearing, Y-Car Pulley	2
5	67-D0216-1	Snap Ring, 3/8	3
6	54-12985	Large Y-Car Pulley, 72T	1
7	342-102-5	Setscrew, #10-32 x 5/16	2
8	54-H0233	Backlash Cross Plate	1
9	54-D0267	Y-Car Drive Shaft	1
10	9063-003	1/8" Square Key	1
11	54-02934-3	Small Y-Car Pulley, 25T	1
12	342-86-4	Setscrew, #6-32 x 1/4	2
13	67-D0215	Y-Car Drive Belt, 113T	1
14	54-H0235	Y-Car Left Side Plate	1
15	335-93-8	Screw, Socket Hd. #8-32 x 1/2	44
16	54-H0231	Y-Car Horiz. Plate, 2nd	1
17	54-H0236	Y-Car Main Vertical Plate	1
	54-H0236-1	Y-Car Plate, Foam Cutter only	1
18	335-93-8	Screw, Socket Hd. #8-32 x 1/2	2
19	67-06818	Y-Car Bearing Assembly	4
*20	31-S3205-1	Y-Car Motor w/Connector	1
21	335-93-12	Screw, Socket Hd. #8-32 x 3/4	4
22	402-080	Lock Washer, #8	4
23	342-93-3	Setscrew, #8-32 x 3/16	2
24	54-D0214	Y-Car Motor Pulley, 15T	1
25	54-H0234	Y-Car Right Side Plate	1
26	54-H0341	Home Plate	1

ITEM	PART No.	DESCRIPTION	QTY
27	54-H0230	Y-Car Main Plate	1
28	332-86-8	Screw, Flat Hd. #6-32 x 1/2	2
29	211-93	Lock Nut, #8-32	4
30	335-102-8	Screw, Socket Hd. 10-32 x 1/2	16
31	27-H0410	1/4 NPT Plug	2
32	333-34-6	Screw, Button Hd. 1/4-20 x 3/8	2
*33	67-26177	E-Chain End Bracket	1
34	10-00904-2	Y-Axis Board	1
35	404-060	Lock Washer, #6	4
36	333-86-8	Screw, Button Hd. #6-32 x 1/2	4
37	27-02996-1	Spacer Tubing (sold by foot)	A/R
*38	68-26011	Solenoid Ass'y, 3 Station, 12v	1
	68-26011-1	Solenoid Ass'y, 4 Station, 12v	1
	68-03009	Solenoid Ass'y, 5 Station, 12v	1
	68-03009-2	Solenoid Ass'y, 6 Station, 12v	1
39	100-13-3	5/32" Swivel Elbow	7
40	100-13-7	1/4" Swivel Elbow	1
41	27-H0409	1/8 NPT Plug	1
42	100-11-2	1/4" Fitting	1
43	27-H0382	5 Station Solenoid Block (without Electrical Connector)	1
	27-H0382-2	1 Station Replacement Solenoid (without Electrical Connector)	1
44	410-010	Lock Washer, #10	2
45	335-102-10	Screw, Socket Hd, #10-32 x 5/8	2
46	54-26452	Solenoid Adapter Bar, 6 Station	1
	54-26452-1	Solenoid Adapter Bar, 4 Station	1
47	335-102-20	Screw, Socket Hd. #10-32 x 1-1/4	1

* Not included in assembly

A/R -As Required

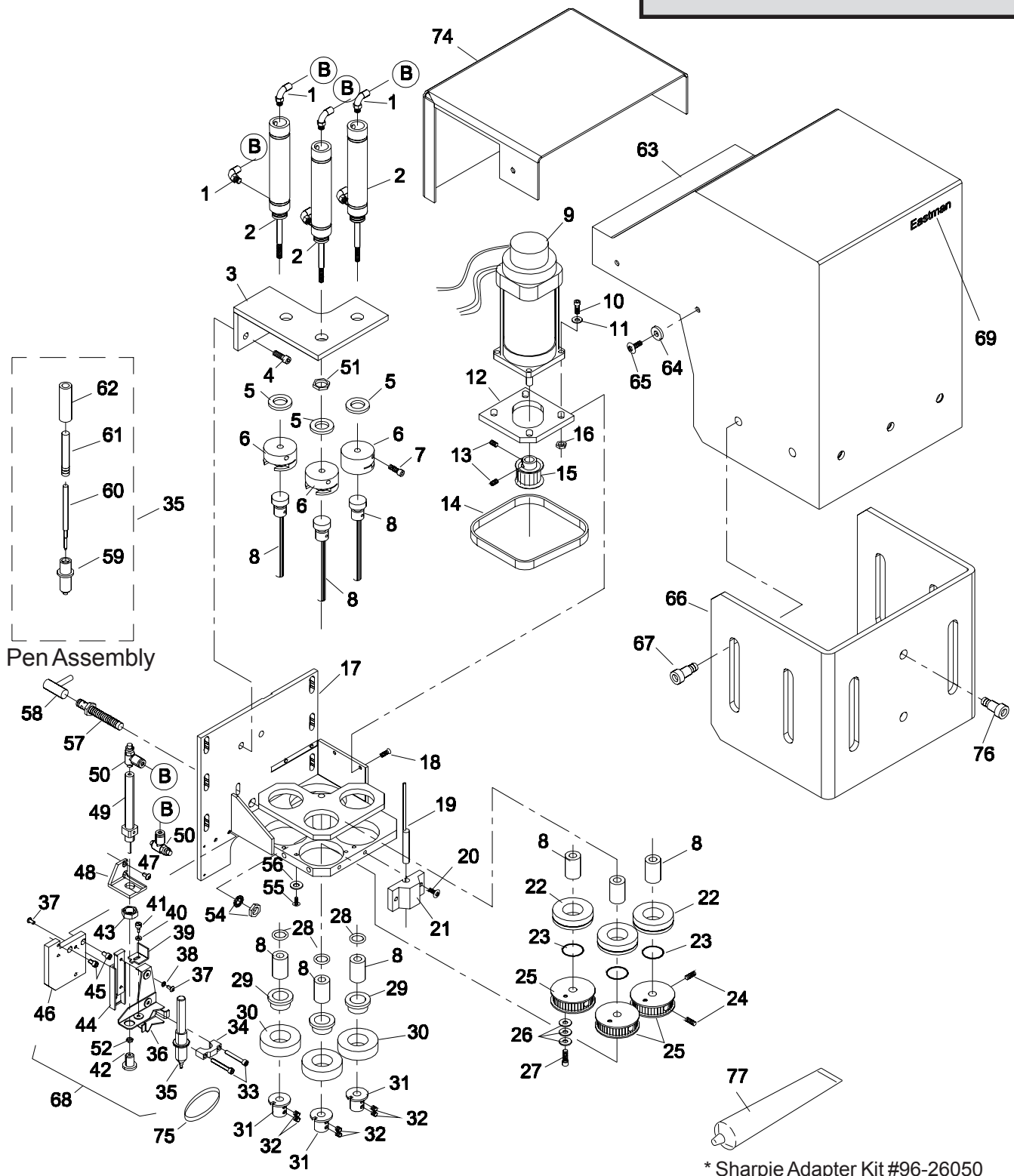
(A)	27-02996-1	Air Tubing, 1/4"	A/R
(B)	27-02996-2	Air Tubing, 5/32"	A/R

Eastman®

Over a Century of Cutting Expertise

Tool Head Assembly H9900-3AB

Refer to
Automated Cutting Tools Manual
E-515 for latest Available Tools



ITEM	PART No.	DESCRIPTION	QTY
1	100-13-3	Swivel Elbow, 1/8 npt x 5/32	6
2	67-26092-2	Air Cylinder w/switch	3
3	67-26190	Cylinder Mounting Bracket	1
4	335-34-8	Screw, Socket Hd. 1/4-20 x 1/2	4
5	54-26229	Bumper	3
6	54-26232	Cylinder Coupling, Non-Rotating	3
7	335-102-10	Screw, Socket Hd. #10-32 x 5/8	3
8	54-26234	Shaft & Bearing Assembly	3
9	31-S3205-1	Z-Motor, Servo, 11" w/Connector	1
10	335-93-14	Screw, Socket Hd. #8-32 x 7/8	4
11	402-080	Washer, Lock #8	4
12	67-26188	Motor Mounting Plate	1
13	345-93-4	Setscrew, #8-32 x 1/4	2
14	67-12972-1	Belt, 115t x 3 mm	1
15	67-26054	Pulley, 22t x 3mm	1
16	211-93	Stop Nut, #8-32	4
17	67-26191	H9900-3A Tool Head Frame	1
18	332-102-6	Screw Flat Hd. 10-32 x 3/8	4
19	81-00002	Laser Pointer	1
20	333-93-8	Screw, Button Hd. #8-32 x 1/2	2
21	54-H0403	Mount, Laser Pointer	1
22	67-26184	Bearing, 16mm ID	3
23	54-26230	Spacer	3
24	65-26009	Setscrew, #6-32 x 1/4	6
25	54-12971	Pulley, 44t x 3mm	3
26	402-010	Washer, Lock #10	3
27	335-102-10	Screw, Socket Hd. #10-32 x 5/8	1
28	67-26185	Cushion Ring	3
29	54-26231	Bearing Adapter	3
30	67-26186	Bearing 20mm ID	3
31	54-26021-1	Tool Adaptor	3
32	65-26016	Setscrew, #8-32 X 7/64	6
33	335-86-16	Screw, Socket Hd. #6-32 x 1	2
34	54-H0213	Pen Holder	1
35	68-26027	Pen Assembly	1
36	54-26272	Pen Mounting Bracket	1
37	333-3-6	Screw, Button Hd. 3m x 6m	4
38	402-040	Washer, Lock #4	2
39	54-26269	Slide Lock	1

ITEM	PART No.	DESCRIPTION	QTY
40	67-03004	O-Ring	1
41	355-2-2	Shoulder Bolt, 1/8 x 1/8	1
42	54-26270	Cylinder End	1
43	67-26224	Cylinder Nut	2
44	67-26223	Pen Mount Slide Bearing	1
45	335-86-4	Screw, Socket Hd. #6-32 x 1/4	2
46	54-26301-1	Pen Mounting Plate	1
47	333-86-4	Screw, Button Hd. #6-32 x 1/4	2
48	54-26273	Cylinder Mounting Bracket	1
49	67-26224	Pen Cylinder	1
50	100-18-19	Flow Control Fitting	2
51	54-26152	Jam Nut, 5/8-18	3
52	203-84	Nut, Hex #5-40	1
53	-		
54	31-26183	Washer & Nut, (Part of #57)	1
55	333-102-6	Screw, Button Hd. 10-32 x 3/8	6
56	410-010	Washer, Flat #10	6
57	31-26183	Prox Switch	1
58	31-03008-1	Cable, Prox Switch	1
59	67-26151	Pen Holder/Adapter	1
60	Optional	See Chart	1
61	67-26151	Pen Holder/Adapter(Part of #59)	1
62	67-26150	Grip Tube (Not Included)	1
63	67-26187B	Cover	1
64	409-99-1	Finish Washer, #10	4
65	333-102-8S	Screw, Button Hd. #10-32 x 1/2	4
66	67-26182	Tool Guard	1
67	54-26393	Shoulder Bolt	6
68	68-26045	Pen Lift Assembly, Double Acting (Pen Not Included)	1
69	91-26002-W	Decal, Eastman Logo, White	1
*70	67-26163	Ball Driver. 9/64", 7" Long	1
*71	67-26174	T-Handle, 9/64", 6" Long	1
*72	67-26175	Hex Key, 5/64"	1
*73	67-26176	Hex Key, 2.5 mm	1
74	67-26359B	Back Cover, Optional	1
75	670-211	Pen/Marker Locking O-ring	1
76	355-44-6	Shoulder Bolt, Guard Lock	1
77	67-26009	Grease, Linear Rail	1

* Not Shown

A/R - As Required

(B) 27-02996-2 Air Tubing, 5/32" A/R

Replacement Ink Pens		
Part No.	Description	Qty
67-26152	Black Ink pen	1
67-26152-1	Yellow Ink Pen	1
67-26152-2	Silver Ink Pen	1
67-26152-3	Ultraviolet Ink Pen	1
67-26152-4	Gold Ink Pen	1

Replacement Ink Markers		
Part No.	Description	Qty
67-26286-2	Metallic Silver Marker	1
67-26286-4	Metallic Gold Marker	1
67-26339	Fine Black Marker	1
67-26339-5	Fine Red Marker	1
67-26340-6	Fine White Marker	1

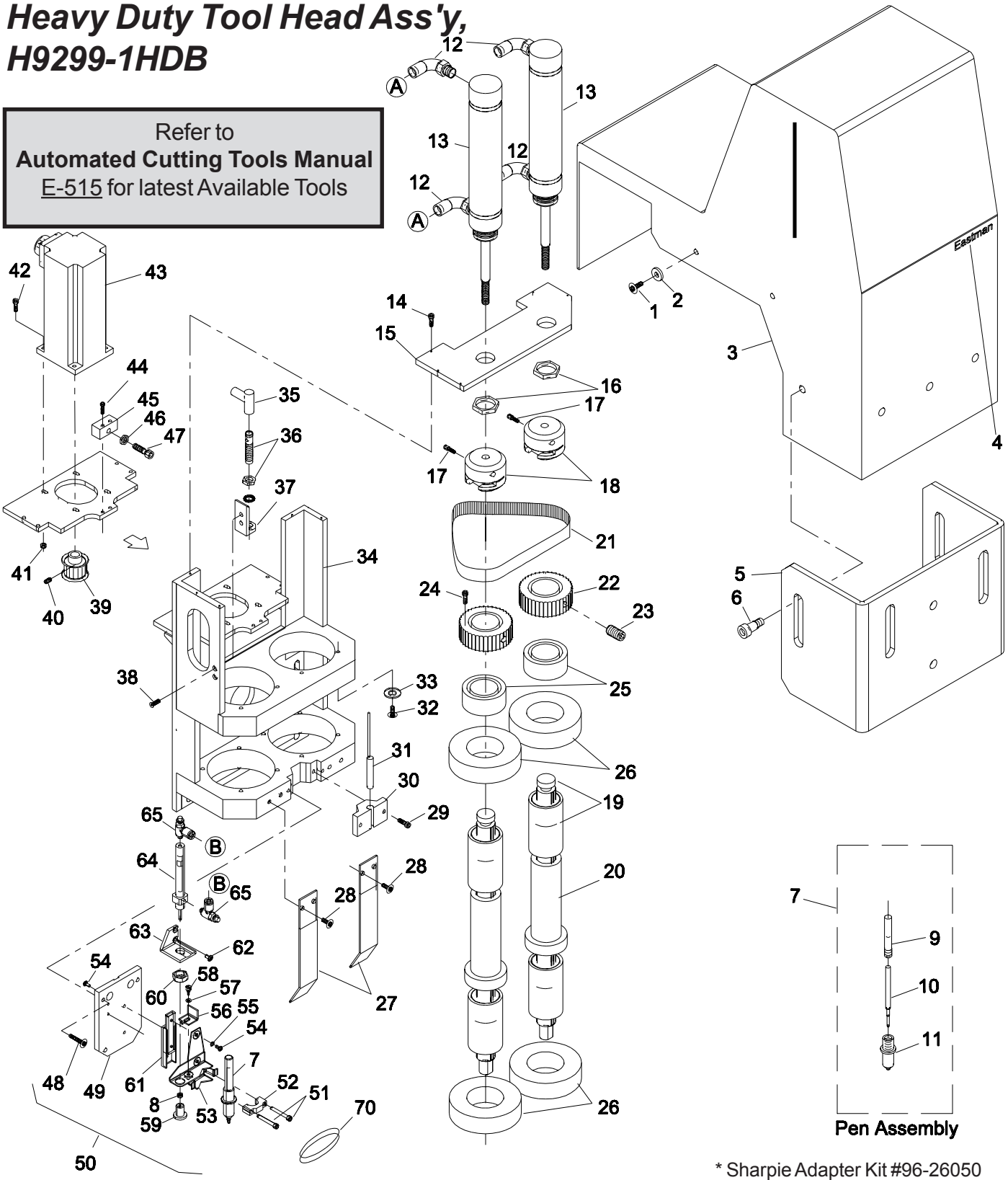
Markers Require Adapter Kit #96-26050

Eastman®

Over a Century of Cutting Expertise

**Optional:
Heavy Duty Tool Head Ass'y,
H9299-1HDB**

Refer to
Automated Cutting Tools Manual
E-515 for latest Available Tools



* Sharpie Adapter Kit #96-26050

ITEM	PART No.	DESCRIPTION	QTY
1	333-102-8S	Screw, Button Hd. #10-32 x 1/2	4
2	409-99-1	Finish Washer, #10	4
3	67-26147B	Cover, HD Tool Hd.	1
4	91-26002-W	Decal, Eastman Logo, White	1
5	67-26182	Tool Guard	1
6	54-26393	Shoulder Bolt	5
7	68-26027	Pen Assembly	1
8	203-84	Nut, Hex #5-40	1
9	67-26151	Pen Holder/Adapter	1
10	Optional	See Chart	1
11	67-26151	Pen Holder/Adapter (part of #9)	1
12	100-13-7	Swivel Elbow, 1/8 npt x 1/4	4
13	54-26326	Air Cylinder, Special	2
14	335-102-6	Screw, Socket Hd. #10-32 x 3/8	5
15	54-26123	Cylinder Mounting Plate	1
16	54-26152	Jam Nut	2
17	335-102-10	Screw, Socket Hd. #10-32 x 5/8	2
18	54-26116	Coupling	2
19	54-26119	Linear Shaft and Bearings Set	2
20	54-26120	Bearing Spacer	2
21	67-26083	Belt, 5m085 150	1
22	54-26094	Drive Pulley	2
23	345-34-8	Setscrew, 1/4-20 x 1/2	2
24	335-34-8	Screw, Socket Hd. 1/4-20 x 1/2	1
25	54-26093	Pulley Spacer	2
26	67-26082	Bearing	4
27	54-26117	Curtain Guard	2
28	333-102-8	Screw, Button Hd #10-32 x 1/2	4
29	333-93-8	Screw, Button Hd. #8-32 x 1/2	2
30	54-H0403	Mount, Laser Pointer	1
31	81-00002	Laser Pointer	1
32	333-102-8	Screw, Button Hd #10-32 x 1/2	8
33	410-010	Washer, Flat #10	8
34	54-26118	H9299-1HD Tool Head Frame	1
35	31-03008-1	Sensor Cable	1

ITEM	PART No.	DESCRIPTION	QTY
36	31-03008	Prox Sensor	1
37	54-26095	Mount, Prox Sensor	1
38	332-35-16	Screw, Flat Hd. 1/4-28 x 1"	2
39	67-26081	Motor Pulley	1
40	345-93-4	Setscrew, #8-32 x 1/4	2
41	211-93	Stop Nut, #8-32	4
42	335-93-12	Screw, Socket Hd #8-32 x 3/4	4
43	31-S3205-1	Z-Motor, Servo w/Connector	1
44	335-102-16	Screw, Socket Hd. #10-32 x 1"	2
45	54-26179	Tensioner Block	1
46	203-34	Hex Nut, 1/4-20	1
47	335-34-20	Screw, Socket 1/4-20 x 1 1/2	1
48	333-102-8	Screw, Button Hd #10-32 x 1/2	4
49	54-26185-2	Mounting Plate, Pen Holder	1
50	68-26045-3	Pen Lift Assembly	1
51	335-86-16	Screw, Socket Hd. #6-32 x 1	2
52	54-H0213	Pen Holder	1
53	54-26272	Pen Mounting Bracket	1
54	333-3-6	Screw, Button Hd. 3m x 6m	4
55	402-040	Washer, Lock #4	2
56	54-26269	Slide Lock	1
57	67-03004	O-Ring	1
58	355-2-2	Shoulder Bolt, 1/8 x 1/8	1
59	54-26270	Cylinder End	1
60	67-26224	Cylinder Nut	2
61	67-26223	Pen Mount Slide Bearing	1
62	333-86-4	Screw, Button Hd. #6-32 x 1/4	2
63	54-26273	Cylinder Mounting Bracket	1
64	67-26224	Pen Cylinder	1
65	100-18-19	Flow Control Fitting	2
*66	67-26163	Ball Driver. 9/64", 7" Long	1
*67	67-26174	T-Handle, 9/64", 6" Long	1
*68	67-26175	Hex Key, 5/64"	1
*69	67-26176	Hex Key, 2.5 mm	1
70	670-211	Pen/Marker Locking O-ring	1

* Not Shown
A/R - As Required

- (A) 27-02996-1 Air Tubing, 1/4" A/R
- (B) 27-02996-2 Air Tubing, 5/32" A/R

Replacement Ink Pens		
Part No.	Description	Qty
67-26152	Black Ink pen	1
67-26152-1	Yellow Ink Pen	1
67-26152-2	Silver Ink Pen	1
67-26152-3	Ultraviolet Ink Pen	1
67-26152-4	Gold Ink Pen	1

Replacement Ink Markers		
Part No.	Description	Qty
67-26286-2	Metallic Silver Marker	1
67-26286-4	Metallic Gold Marker	1
67-26339	Fine Black Marker	1
67-26339-5	Fine Red Marker	1
67-26340-6	Fine White Marker	1

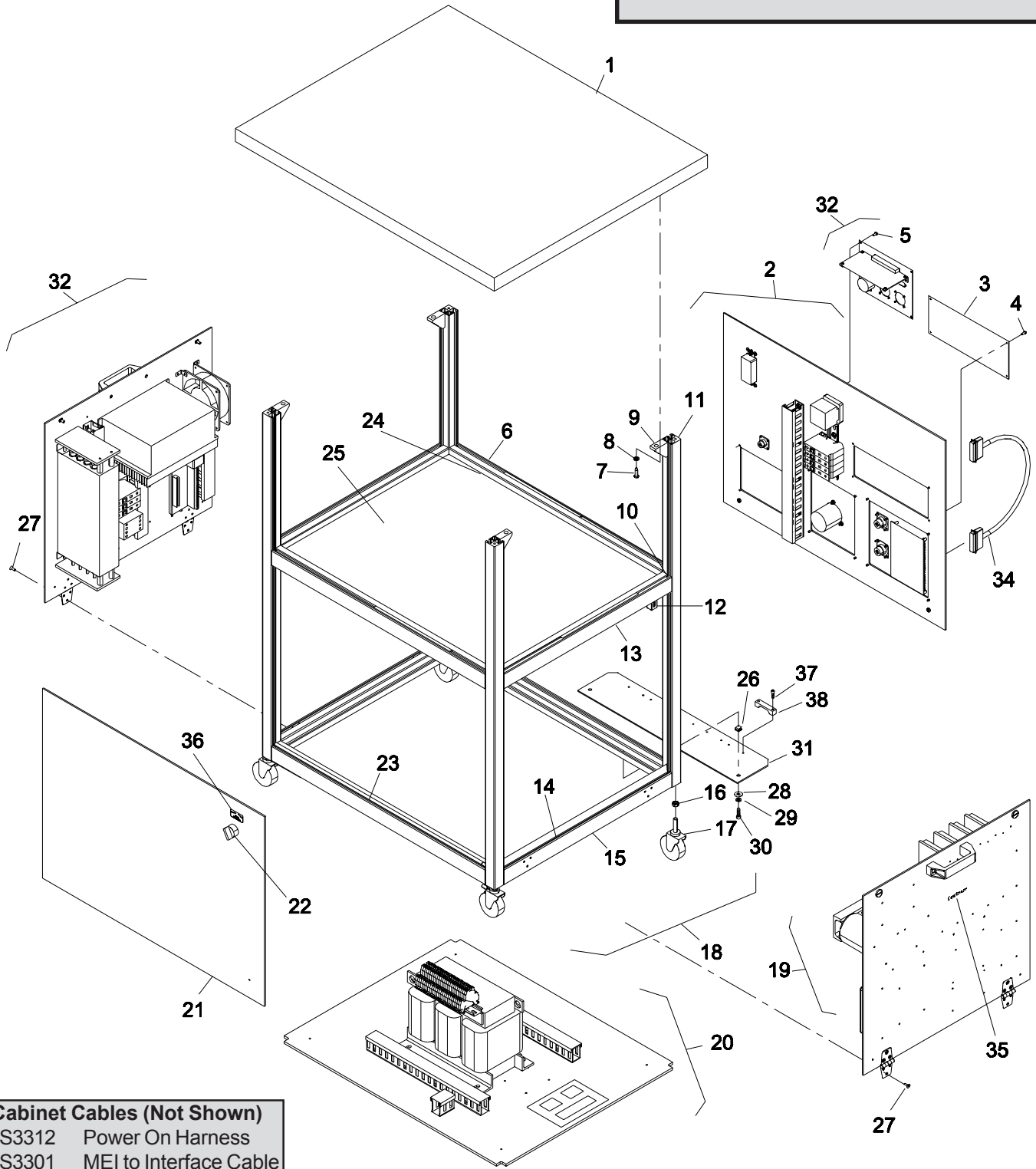
Markers Require Adapter Kit #96-26050

Eastman®

Over a Century of Cutting Expertise

Diagnostic Control Cabinet 31-S3286

Refer to
Eagle-C Instruction and Service Manual
E-536 for Wiring Diagrams

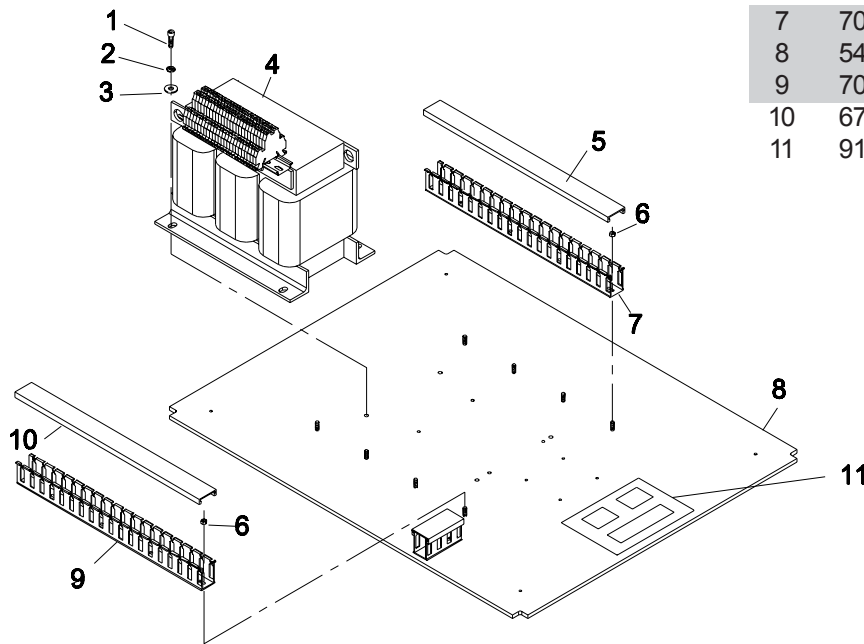


Cabinet Cables (Not Shown)
31-S3312 Power On Harness
31-S3301 MEI to Interface Cable

ITEM	PART No.	DESCRIPTION	QTY
1	54-26504	Cabinet Top	1
2	68-26096-2	Rear Panel Assembly	1
3	54-26875	Auxiliary Panel	1
4	333-93-6	Screw, #8-32 x 3/8	6
5	333-93-6	Screw, #8-32 x 3/8	6
6	54-26499-28	28" Cross Member	4
7	368-14-16	Self Tap Pan Hd. #14	4
8	402-34	Washer, Lock 1/4	4
9	67-26380	Angle Mounting Bracket	4
10	67-26382	Panel Fastener	16
11	54-26509-39	36" Up-right Member	4
12	67-26377	Door Fastening Block	4
13	54-26499-22	22" Cross Member	2
14	67-26379	Sealing Lip, Door	15
15	54-26538	Hinge Cross Member	2
16	206-38	Nux, Hex 3/8	4
17	67-26384	Swivel Caster	4
18	68-26108	Frame Assembly, Cabinet	1
19	68-26094	Gantry E-Plate Assembly	1
20	68-26105-2	Bottom Panel Assembly	1
21	54-26508	Front Panel	1

ITEM	PART No.	DESCRIPTION	QTY
22	31-26331	Switch, Green Selector	1
23	67-26378	Panel Seal	35
24	67-26381	Panel Side Cover	3
25	54-26510	Top Panel	1
26	65-26035	Nut, Special	3
27	332-102-8S	Flat Hd. #10-32 x 1/2	12
28	410-36	Washer, Flat 5/16	3
29	402-36	Washer, Lock 5/16	3
30	65-26035	Socket Hd. Bolt	3
31	54-26876	Strain Relief Bracket	1
32	68-26095-2	Conveyor E-Plate Assembly	1
33	11-1784	Connector, Twist Lock 120v	1
34	31-S3309	Cable, I/O	1
35	91-26002-W	Decal, Small Logo	2
36	91-26033	Decal Sheet, Complete Set	1
37	335-102-12	Screw, Socket Hd. #10-32 x 3/4	8
38	54-C0320-2	Cable Clamp	4

Bottom Panel Assembly 68-26105-2

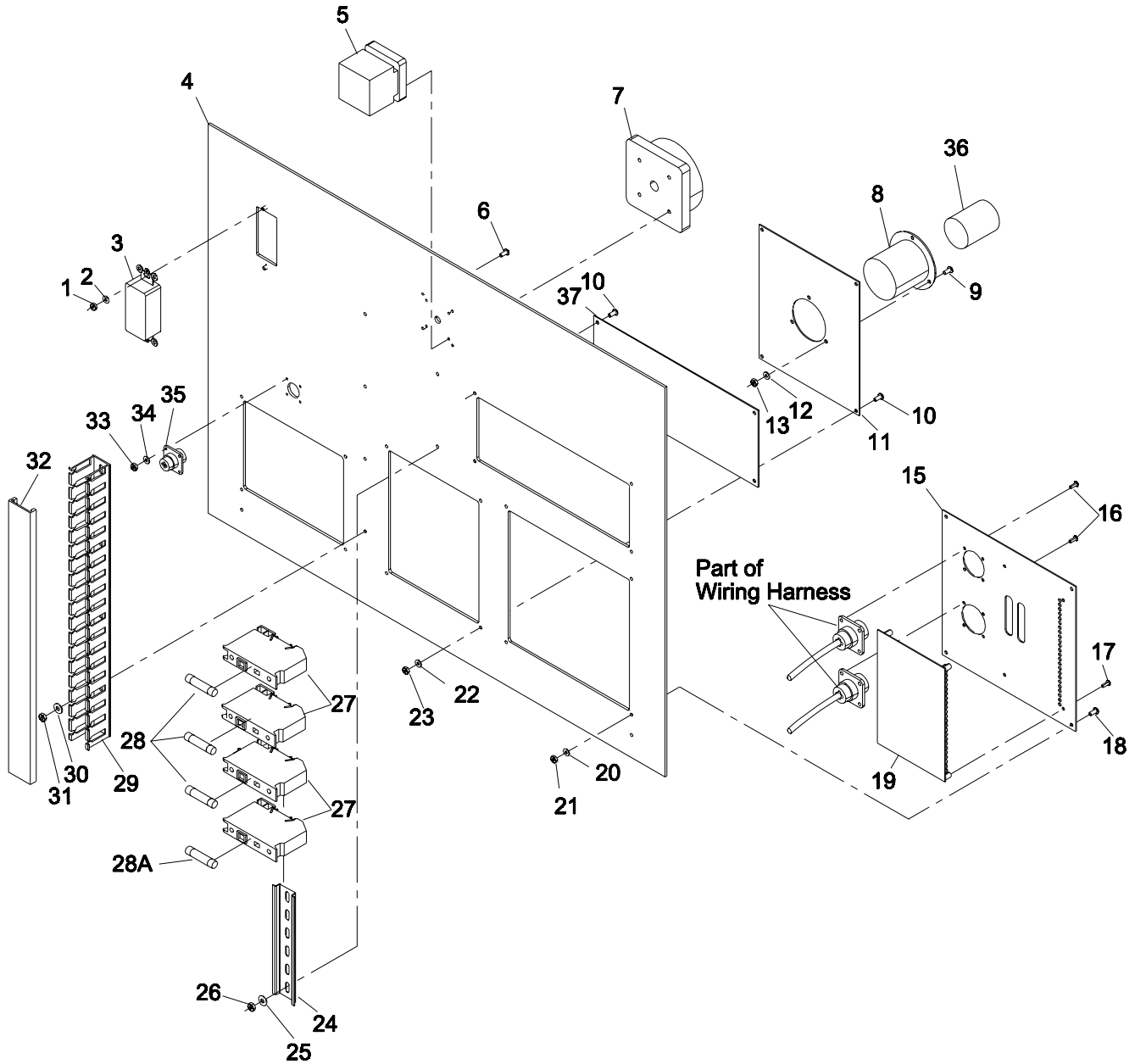


ITEM	PART No.	DESCRIPTION	QTY
1	335-36-10	Screw, Socket Hd. 5/16-18 x 5/8	4
2	402-36	Washer, Lock 5/16	4
3	410-36	Washer, Flat 5/16	4
4	31-26354	Transformer, 3 Phase, Universal volt1	1
5	67-02634	Conduit Top, 14" Long	1
6	211-93	Nut, Hex #8-32	8
7	70-26001	Conduit Duct, 14" Long	1
8	54-26509	Bottom Panel	1
9	70-26001	Conduit Duct, 18" Long	1
10	67-02634	Conduit Top, 18" Long	1
11	91-26040	Decal, Transformer Wiring	1

Eastman®

Over a Century of Cutting Expertise

Rear Panel Assembly
68-26096-2



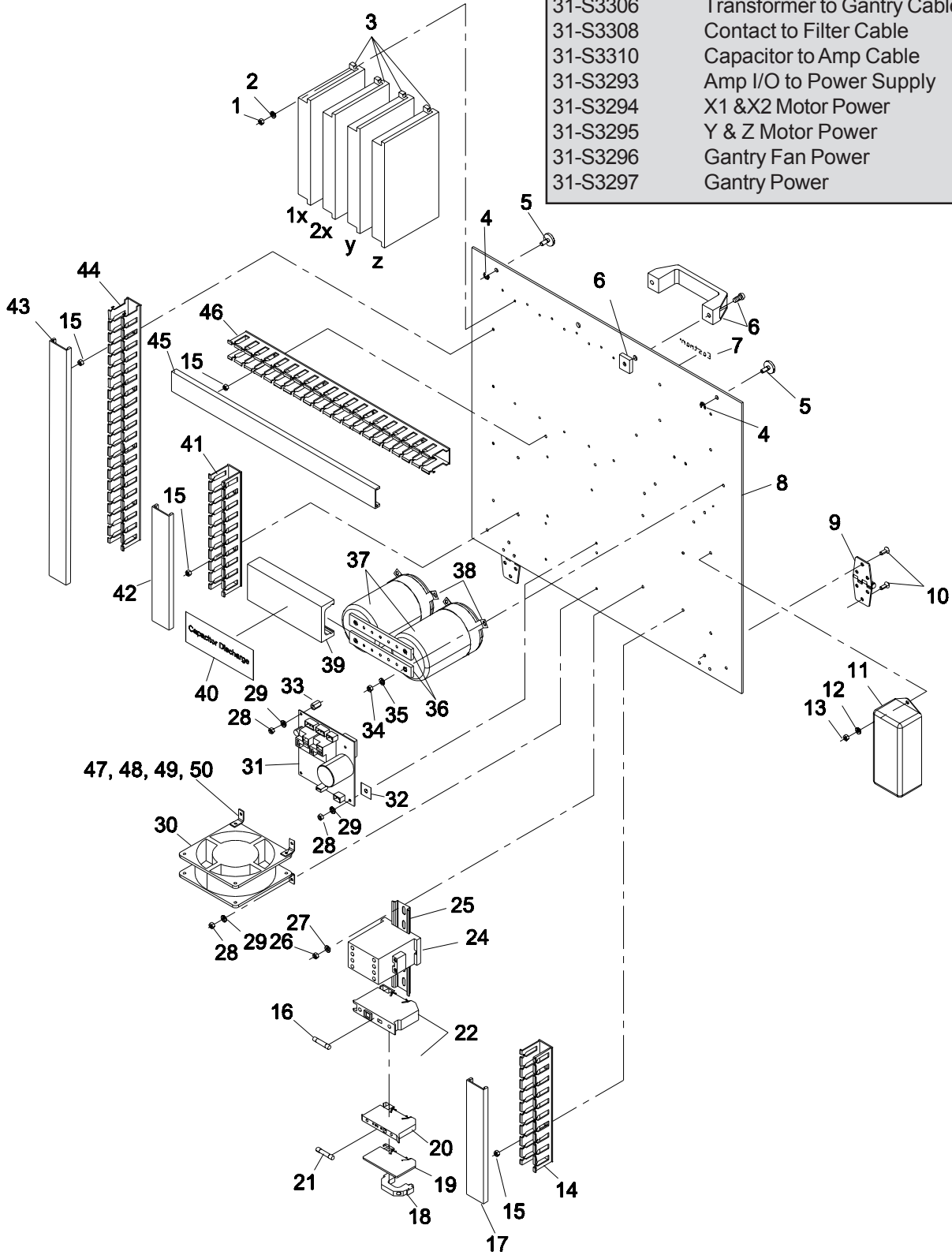
Panel Cables (Not Shown)	
31-S3303	Fuse to Main Disconnect Cable
31-S3304	Switch Inlet Cable
31-S3305	Transformer to Fuse Block

ITEM	PART No.	DESCRIPTION	QTY
1	203-86	Nut, Hex #6-32	2
2	402-060	Washer, Lock #6	2
3	31-26295	Power Outlet, 20 Amp.	1
4	54-26507	Rear Panel, Diagnostic Cabinet	1
5	31-26296	Disconnect Switch,	1
6	333-86-6	Screw, Button Hd. #6-32 x 3/8	4
7	31-26297	Legend Plate, Disconnect Switch	1
8	31-26018-92	Inlet, Twist Lock (220v/3ph only)	1*
	31-26018-76	Inlet, Twist Lock (440v/3ph only)	1*
9	333-93-6	Screw, Button Hd. #8-32 x 3/8	3
10	333-93-6	Screw, Button Hd. #8-32 x 3/8	8
11	54-26537-2	Three Phase Panel	1
12	402-080	Washer, Lock #8-32	3
13	203-93	Nut, Hex #8-32	3
14	-		
15	54-26536	Gantry Connector Panel	1
16	333-86-4	Screw, Button Hd. #6-32 x 1/4	8*
17	305C8-1	Screw, Pan Hd. #4-40 x 1/4	4*
18	333-93-6	Screw, #8-32 x 3/8	4
19	10-26061	Amp I/O Gantry Board with LED	1
20	402-080	Washer, Lock #8-32	4
21	203-93	Nut, Hex #8-32	4
22	402-080	Washer, Lock #8-32	4
23	203-93	Nut, Hex #8-32	4
24	31-00739	Din Rail, 8" Long	1
25	402-080	Washer, Lock #8-32	2
26	203-93	Nut, Hex #8-32	2
27	31-26226	Fuse Block, wbf Style	4
28	31-26356-30	Fuse, 30 Amp. (220v/3ph only)	3*
	31-26356-20	Fuse, 20 Amp. (440v/3ph only)	3*
28A	31-26013-8	Fuse, 4 Amp.	1
29	70-26001	Conduit Duct, 14" Long	1
30	402-080	Washer, Lock #8-32	4
31	203-93	Nut, Hex #8-32	4
32	67-02634	Conduit Top, 14" Long	1
33	203-86	Nut, Hex #6-32	2
34	402-060	Washer, Lock #6	2
35	11-4737	Connector, 4-pin	1
36	31-26300-220	Inlet Plug (220v/3ph only)	1*
	31-26300-440	Inlet Plug, (440v/3ph only)	1*
37	54-26875	Auxiliary Panel	1
38	91-26040	Decal, Transformer	1

* - not included in assembly.

Gantry E-Plate Assembly 68-26094

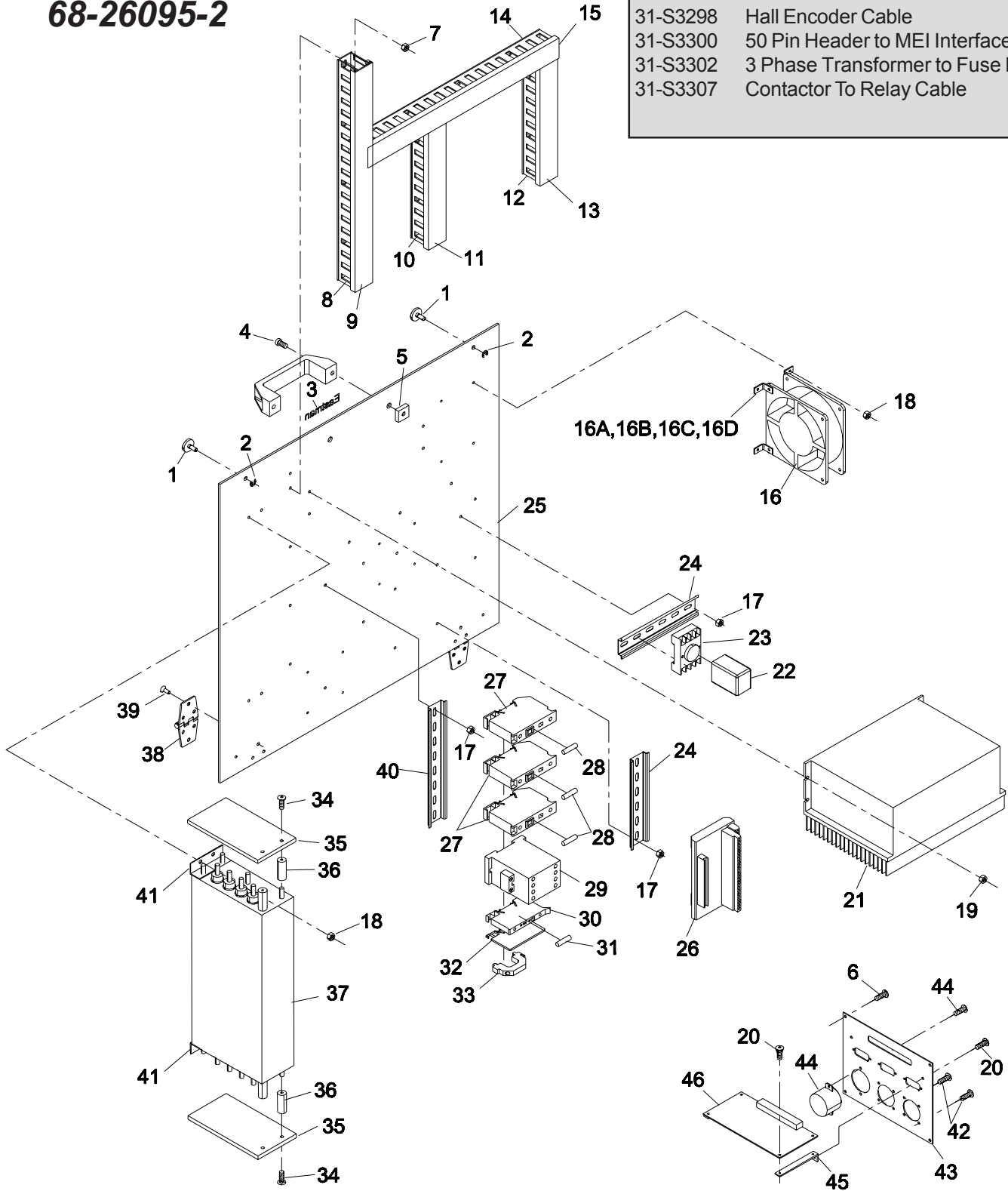
Panel Cables (Not Shown)	
31-S3311	Amp I/O Cable Assemble
31-S3299	Filter to Amp Cable
31-S3306	Transformer to Gantry Cable
31-S3308	Contact to Filter Cable
31-S3310	Capacitor to Amp Cable
31-S3293	Amp I/O to Power Supply
31-S3294	X1 & X2 Motor Power
31-S3295	Y & Z Motor Power
31-S3296	Gantry Fan Power
31-S3297	Gantry Power



ITEM	PART No.	DESCRIPTION	QTY
1	211-86	Nut, Hex #6-32	8
2	410-060	Washer, Flat #6	8
3	31-03012-2	Servo Amplifier	4
4	662-14	Retaining Clip	2
5	67-26385	Door Lock Screw	2
6	67-26376	Door Handle	1
7	91-26002-W	Decal, Small Logo (not Included)	1
8	54-26505	Door Panel, Gantry Static	1
9	67-26375	Hinge, Door	2
10	332-102-8S	Flat Hd. #10-32 x 1/2	12
11	31-26252	Filter, 12 Amp	1
12	410-080	Washer, Flat #8-32	2
13	211-93	Nut, Hex #8-32	2
14	70-26001	Conduit Duct, 7" Long	1
15	211-93	Nut, Hex #8-32	12
16	31-26013-7	Fuse, 10 Amp.	1
17	67-02634	Conduit Top, 7" Long	1
18	31-26227	End Anchor, Din Rail	1
19	31-26225	End Barrier, Insulation	1
20	31-26224	Fuse Block, H4 Style	1
21	11-1300	Fuse, 1 Amp.	1
22	31-26226	Fuse Block, wbf Style	2
23	-		
24	31-26298	Contacto, 24 Volt	1
25	31-00739	Din Rail, 8" Long	1
26	211-93	Nut, Hex #8-32	2
27	410-080	Washer, Flat #8-32	2
28	211-86	Nut, Hex #6-32	4
29	411-060	Washer, Flat #8	4
30	11-1908	Fan, Circulation	1
31	10-00902-2	Power Supply	1
32	31-26049	Heat Sink Pad	2
33	65-26007	Standoff, #6-32 x .31	2
34	211-93	Nut, Hex #8-32	3
35	410-080	Washer, Flat #8-32	3
36	54-26397-1	Bus Bar, Capacitor	2
37	31-00730-1	Capacitor, High Voltage	2
38	31-26272	Mounting Rings, Capacitor	2
39	54-26545	Capacitor Cover	1
40	91-26038	Decal, Capacitor Discharge	1
41	70-26001	Conduit Duct, 7" Long	1
42	67-02634	Conduit Top, 7" Long	1
43	67-02634	Conduit Top, 16" Long	1
44	70-26001	Conduit Duct, 16" Long	1
45	67-02634	Conduit Top, 15" Long	1
46	70-26001	Conduit Duct, 15" Long	1
47	67-26383	Fan Mount	4
48	313-86-6	Screw, Round Hd. #6-32 x 3/8	4
49	402-060	Washer, Lock #6	4
50	203-86	Nut, Hex #6	4

Conveyor E-Plate Assembly 68-26095-2

Panel Cables (Not Shown)	
31-S3298	Hall Encoder Cable
31-S3300	50 Pin Header to MEI Interface
31-S3302	3 Phase Transformer to Fuse Block
31-S3307	Contactors To Relay Cable



ITEM	PART No.	DESCRIPTION	QTY
1	67-26385	Door Lock Screw	2
2	662-14	Retaining Clip	2
3	91-26002-W	Decal, Eastman	1
4	67-26376	Door Handle	1
5	67-26376	Nut, Part of Door Handle	2
6	333-93-6	Screw, Button Hd. #8-32 x 3/8	4
7	211-93	Nut, Hex #8-32	8
8	70-26001	Conduit Duct, 11" Long	1
9	67-02634	Conduit Top, 11" Long	1
10	70-26001	Conduit Duct, 7" Long	1
11	67-02634	Conduit Top, 7" Long	1
12	70-26001	Conduit Duct, 7" Long	1
13	67-02634	Conduit Top, 7" Long	1
14	70-26001	Conduit Duct, 14" Long	1
15	67-02634	Conduit Top, 14" Long	1
16	31-26038	Fan, Circulation, 220V	1
16A	67-26383	Fan Mount	4
16B	313-86-6	Screw, Round Hd. #6-32 x 3/8	4
16C	402-060	Washer, Lock #6	4
16D	203-86	Nut, Hex #6	4
17	211-93	Nut, Hex #8-32	6
18	211-86	Nut, Hex #6-32	4
19	211-93	Nut, Hex #8-32	4
20	333-86-6	Screw, Button Hd. #6-32 x 3/8	2
21	31-03017-01	Servo Amp., Conveyor	1
22	31-00819	Relay, dpdt	1
23	31-00818	Relay Socket	1
24	31-00739-6	Din Rail, 6" Long	2
25	54-26506	Door, Conveyor Panel	1
26	31-12986	Screw Terminal, stc-50	1
27	31-26226	Fuse Block, wbf Style	3
28	31-26013-7	Fuse, 10 Amp.	3
29	31-26298	24 v, Contact	1
30	31-26224	Fuse Block, H4 Style	1
31	11-1300	Fuse, 1 Amp.	1
32	31-26225	End Barrier, Insulation	1
33	31-26227	End Anchor, Din Rail	1
34	333-102-8	Screw, Socket Hd. #10-32 x 1/2	4
35	54-26558	Filter Cover, Clear	2
36	54-26557	Spacer, Filter	4
37	31-26299	Filter	1
38	67-26375	Hinge, Door	2
39	332-102-8S	Flat Hd. #10-32 x 1/2	12
40	31-00739	Din Rail, 8" Long	1
41	54-26196	Filter Mount	1
42	333-86-4	Screw, Button Hd. #6-32 x 3/8	8
43	54-26540-2	Conveyor Connect Plate	1
44	31-26322	Single Receptacle	1
45	54-26539	Bracket, PC Board Mount	2
46	10-26062	Interface Board	1

Eastman®

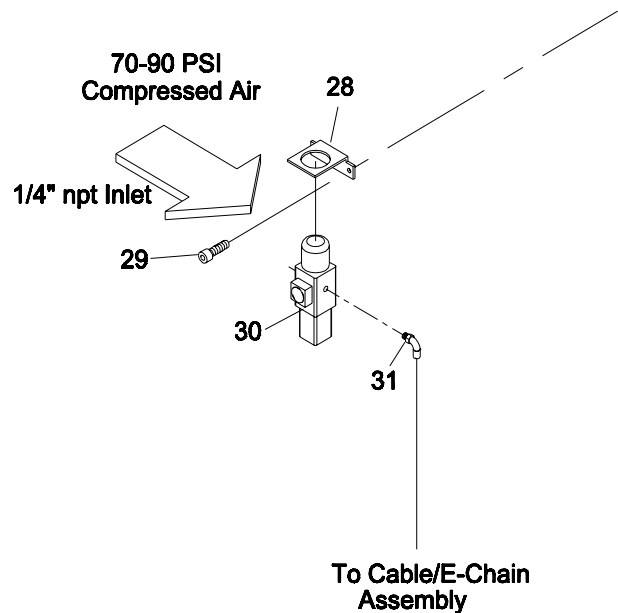
Over a Century of Cutting Expertise

Eagle Conveyor Assembly 96-26053-MSTL

ITEM	PART NO.	DESCRIPTION	QTY.
1	54-26947-26	Dress Strip Cam, 26"	2
2	54-26847-96	Dress Strip, Black, 96	A/R
3	67-26456	Mounting Tape, Double Sided	A/R
4	31-S3279	Encoder Assembly, 1000ct (optional)	1
5	91-26061-2	Decal, Material Flow, Right	1
6	91-26061-1	Decal, Material Flow, Left	1
7	54-26947-21	Dress Strip Cam, 21"	2
8	332-86-10	Screw, Flat Hd. #6-32 x 5/8	A/R
9	54-26516-MS	Perforated Plate	A/R
10	54-26827	HD Porex	A/R
	54-02981	Standard Porex (25hp Blower Only)	A/R
11	68-26130-TL	Rack & Rail Assembly	1
12	54-26618	Bumper Stop Block	4
	AD-12619	Bumper, Elastomer	4
	335-43-20	Screw, Socket Hd 1/2-13 x 1-1/4	4
	331-34-12	Screw, Hex Hd 1/4-20 x 3/4	8
13	96-26064	Belt Seam Kit	1
14	67-26454-MSTL	Eagle Conveyor Belt, 86d	1
	67-26543-MSTL	Eagle Conveyor Double Wide Belt, 86d	1
15	68-26098-MS	Plenum Table Top	A/R

ITEM	PART NO.	DESCRIPTION	QTY.
16	54-26677	Side Skirt, Blower	2
17	BC-12923	Velcro Strip	A/R
18	54-26830	Plenum Mounting Angle	2
19	68-26138-MS	Take-on Assembly, Conveyor	1
20	54-26692-1	E-Chain Trough, 16'	1
	54-26692-2	E-Chain Trough, 20'-24'	1
21	91-26005	Eastman Logo	2
22	68-26139-TL	Vacuum Assembly	1
23	68-26137-MS	Drive Assembly, Conveyor	1
24	331-44-32	Screw, Hex Hd. 1/2-20 x 2	8
25	410-44	Washer, Flat 1/2	16
26	402-44	Washer, Lock 1/2	8
27	205-44	Nut, Hex 1/2-20	8
28	100-19-9	Mounting Bracket, Regulator	1
29	373-99-12	Tech Screw	2
30	100-18-2	Regulator/Filter	1
31	100-13-2	Swivel Elbow, 1/4" push-on	1
32	65-26043	Spacer, Blower Box to Frame	4
33	54-26992	Washer Plate, Plenum	A/R
34	65-26038	Mounting Screw, Plenum	A/R

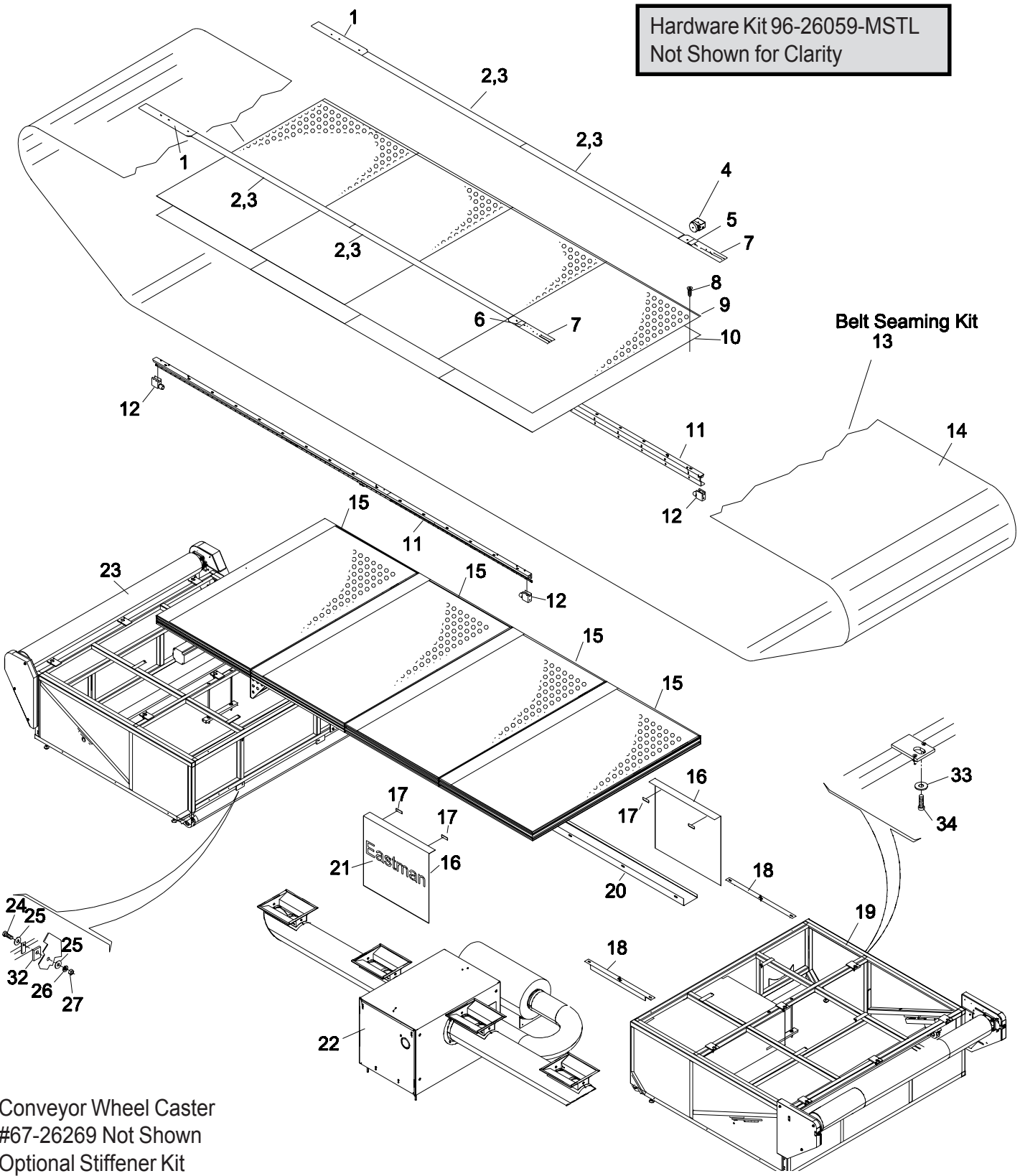
A/R- As Required
M/I- Mirror Image Machines Only
MS-Machine Size
TL-Table Length



Please Specify machine voltage and complete serial number when ordering replacement parts.

Item numbers are for reference only. Please Specify PART NUMBER when ordering replacement parts.

Hardware Kit 96-26059-MSTL
Not Shown for Clarity



Conveyor Wheel Caster
#67-26269 Not Shown
Optional Stiffener Kit
#96-26071 Not Shown

Eastman®
Over a Century of Cutting Expertise

Conveyor Take-On Assembly 68-26138-MS

ITEM	PART NO.	DESCRIPTION	QTY.
1	54-26676	Cover, Side Skirt	2
2	331-43-32	Screw, Hex Hd. 1/2-13 x 2	4
3	402-44	Washer, Lock 1/2	4
4	401-44	Washer, SAE Flat 1/2	4
5	67-26434	Bearing Pillow Block, 1-1/4"	2
6	54-26674-MS	Roller, 4" Idler	1
7	203-43	Nut, Hex 1/2-13	4
8	67-26403	Leveler, Swivel 1/2-13	4
9	54-26666-T-MS	Frame, Take On	1
10	335-34-10	Screw, Socket Hd. 1/4-20 x 5/8	3*
11	402-34	Washer, Lock 1/4	3*
12	410-34	Washer, Flat 1/4	3*
13	9065-003	Rubber Extrusion, Silencer	1.25*
14	54-26777	Bracket, Silencer Mount	1*
15	BC-12923	Velcro	A/R
16	54-26943	Rod, Vacuum Clamp Rod	2
17	410-44	Washer, Flat 1/2	6
18	402-44	Washer, Lock 1/2	4
19	206-43	Nut, Hex 1/2-13	8
20	54-26944	Bar, Vacuum Clamp	1
21	54-26831	Surface Leveler	13
22	203-35	Nut, Hex 1/4-28	13
23	54-26790-MS	End Cover (Optional)	1
24	54-26998-MS	Steering Roller, Coated	1
24a	9068-010	Covering, Roller, #3 Black (optional)	A/R
24b	9093-002	Adhesive, Roller Covering (optional)	1
25	331-37-16	Screw, Hex Hd. 5/16-24 x 1	6

ITEM	PART NO.	DESCRIPTION	QTY.
26	402-36	Washer, Lock 5/16	6
27	410-36	Washer, Flat 5/16	6
28	54-26685	Cover, Take On, Non-Operator Side	1
29	65-26041-29	Standoff, Hex	6
30	342-37-16	Setscrew, 5/16-24 x 1	6
31	331-43-24	Screw, Hex Hd. 1/2-13 x 1-1/2	12
32	402-44	Washer, Lock 1/2	12
33	410-44	Washer, Flat 1/2	12
34	54-26714	Side Plate, Roller Take On	2
35	54-26673-MS	Roller, 8" Take On	1
36	331-43-32	Screw, Hex Hd. 1/2-13 x 2	8
37	402-44	Washer, Lock 1/2	8
38	410-44	Washer, Flat 1/2	8
39	67-26433	Bearing, 4-Bolt Flanged	2
40	54-26972	Tension Plate	2
41	54-26971	Tension Block	2
42	511-6-16	Roll Pin, 3/16 x 1	4
43	205-47	Nut, Heavy Hex 5/8-11	4
44	335-38-32	Screw, Socket Hd. 3/8-16 x 2	8
45	54-26680	Block, Take On Tension	4
46	335-38-20	Screw, Socket Hd. 3/8-16 x 1-1/4	4
47	54-26684	Cover, Take On, Operator Side	1
48	54-26681	Rod, Take On Adjusting	2
49	410-47	Washer, Flat 5/8	4
50	335-38-16	Screw, Socket Hd. 3/8-16 x 1	4

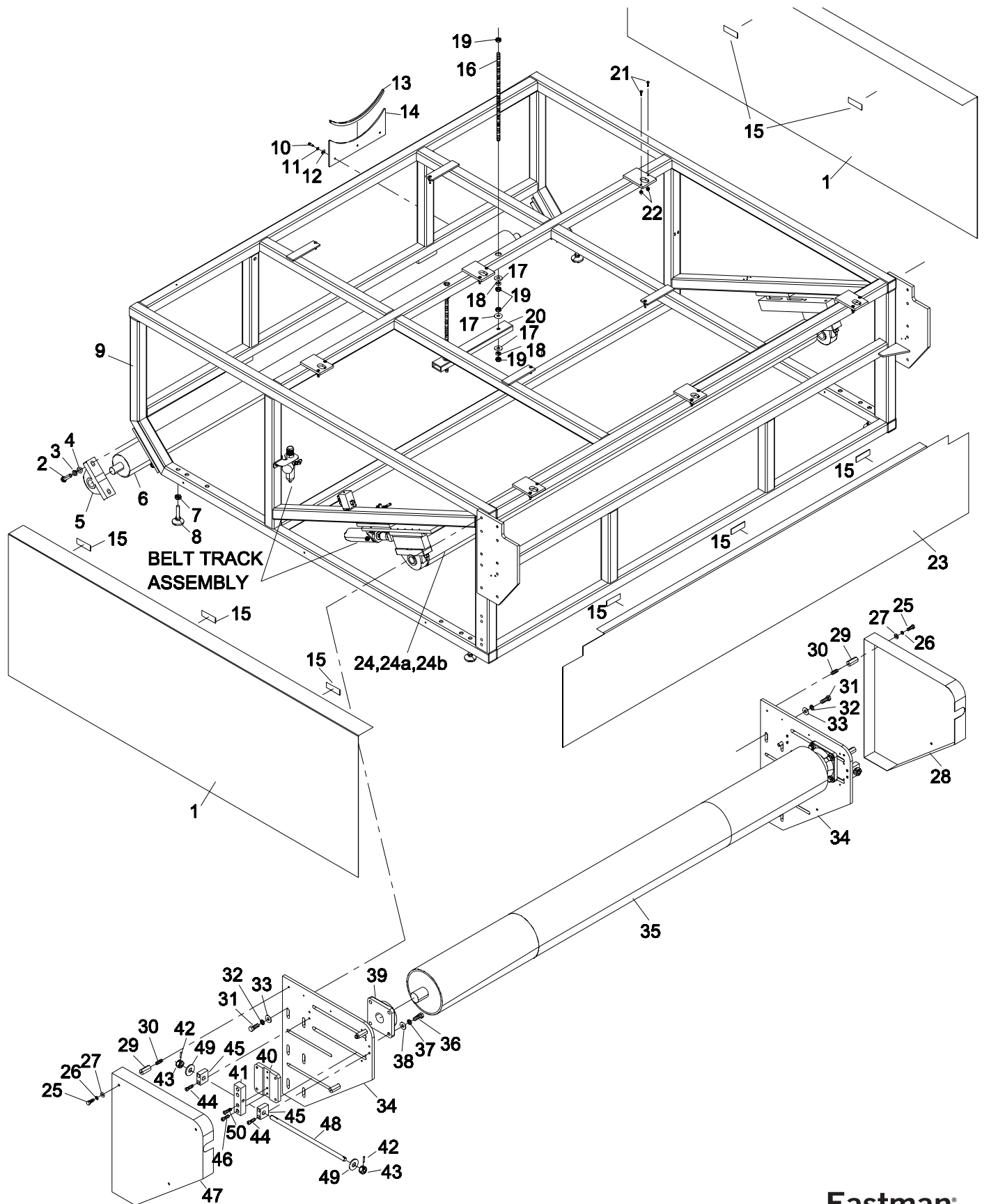
A/R- As Required

MS-Machine Size

*-Not Included In Assembly

Item numbers are for reference only.
Please Specify PART NUMBER when
ordering replacement parts.

Please Specify machine voltage and
complete serial number when ordering
replacement parts.



Eastman[®]

Over a Century of Cutting Expertise

Conveyor Drive End Assembly 68-26137-MS

ITEM	PART NO.	DESCRIPTION	QTY.
1	54-26676	Cover, Side Skirt	1
2	331-43-32	Screw, Hex Hd. 1/2-13 x 2	8
3	402-44	Washer, Lock 1/2	8
4	401-44	Washer, SAE Flat 1/2	8
5	67-26434	Bearing Pillow Block, 1-1/4"	4
6	54-26674-MS	Roller, 4" Idler	2
7	203-43	Nut, Hex 1/2-13	4
8	67-26403	Leveler, Swivel 1/2-13	4
9	54-26666-D-MS	Frame, Drive End	1
10	335-34-10	Screw, Socket Hd. 1/4-20 x 5/8	3*
11	402-34	Washer, Lock 1/4	3*
12	410-34	Washer, Flat 1/4	3*
13	9065-003	Rubber Extrusion, Silencer	1.25*
14	54-26777	Bracket, Silencer Mount	1*
15	BC-12923	Velcro	A/R
16	54-26943	Rod, Vacuum Clamp Rod	2
17	410-44	Washer, Flat 1/2	6
18	402-44	Washer, Lock 1/2	4
19	206-43	Nut, Hex 1/2-13	8
20	54-26944	Bar, Vacuum Clamp	1
21	54-26831	Surface Leveler	13
22	203-35	Nut, Hex 1/4-28	13
23	54-26790-MS	End Cover (Optional)	1
24	54-26676	Cover, Motor Side Skirt	1
25	331-37-12	Screw, Hex Hd. 5/16-24 x 3/4	6
26	402-36	Washer, Lock 5/16	6
27	410-36	Washer, Flat 5/16	6
28	54-26835	Cover, Drive End, Side	1
29	65-26041-29	Standoff, Hex	6
30	342-37-16	Setscrew, 5/16-24 x 1	6
31	331-43-24	Screw, Hex Hd. 1/2-13 x 1-1/2	12
32	402-44	Washer, Lock 1/2	12
33	410-44	Washer, Flat 1/2	12
34	54-26713	Side Plate, Drive End Roller	1
35	54-26672-MS	Drive Roller, 8" Drive End	1

ITEM	PART NO.	DESCRIPTION	QTY.
36	331-43-32	Screw, Hex Hd. 1/2-13 x 2	8
37	410-44	Washer, Flat 1/2	8
38	402-44	Washer, Lock 1/2	8
39	206-43	Nut, Hex 1/2-13	8
40	9060-029	Clamp Collar, Drive Roller Shaft	2
41	335-38-16	Screw, Socket Hd. 3/8-16 x 1	4
42	335-38-24	Screw, Socket Hd. 3/8-16 x 1-1/2	2
43	54-26669	Tension Block, Drive End	2
44	67-26433	Bearing, 4-Bolt Flanged	2
45	54-26672A-MS	Drive Roller, 8" Drive End (Optional)	1
46	31-26125	Servo Motor, Drive	1
47	331-M10-40	Screw, Socket Hd. M10-40 x 1.5mm	4
48	402-M10	Lock Washer, M10	4
49	54-26748	Reducer Mounting Nut Bar	2
50	54-26985	Key, Drive Motor to Reducer	1
51	67-26537	In-line Reducer	1
52	410-48	Washer, Flat 5/8	4
53	402-48	Washer, Lock 5/8	4
54	331-47-56	Screw, Hex Hd. 5/8-11 x 3-1/2	4
55	54-26984	Key, Reducer Drive Shaft	1
56	67-26500-1	Bushing, 2-1/8" QD Flanged	1
57	67-26499	Sprocket, #60-2, 36 Teeth	1
58	67-26499	Sprocket, #60-2, 36 Teeth	1
	67-26546-25	Sprocket, #60-2, 25 Teeth (Optional)	1
59	67-26500	Bushing, 1-3/4", QD Flanged	1
	67-26547-1	Bushing, 1-3/4", Flat/Taper (Optional)	1
60	54-26985	Key, Drive Roller to Bushing	1
61	65-26041-56	Standoff, Hex Long	3
62	54-26834	Cover, Drive Chain	1
63	54-26713	Side Plate, Drive End Roller	1
64	67-26501	Drive Chain, #60	A/R
65	67-26502	Master Link, #60-2	1

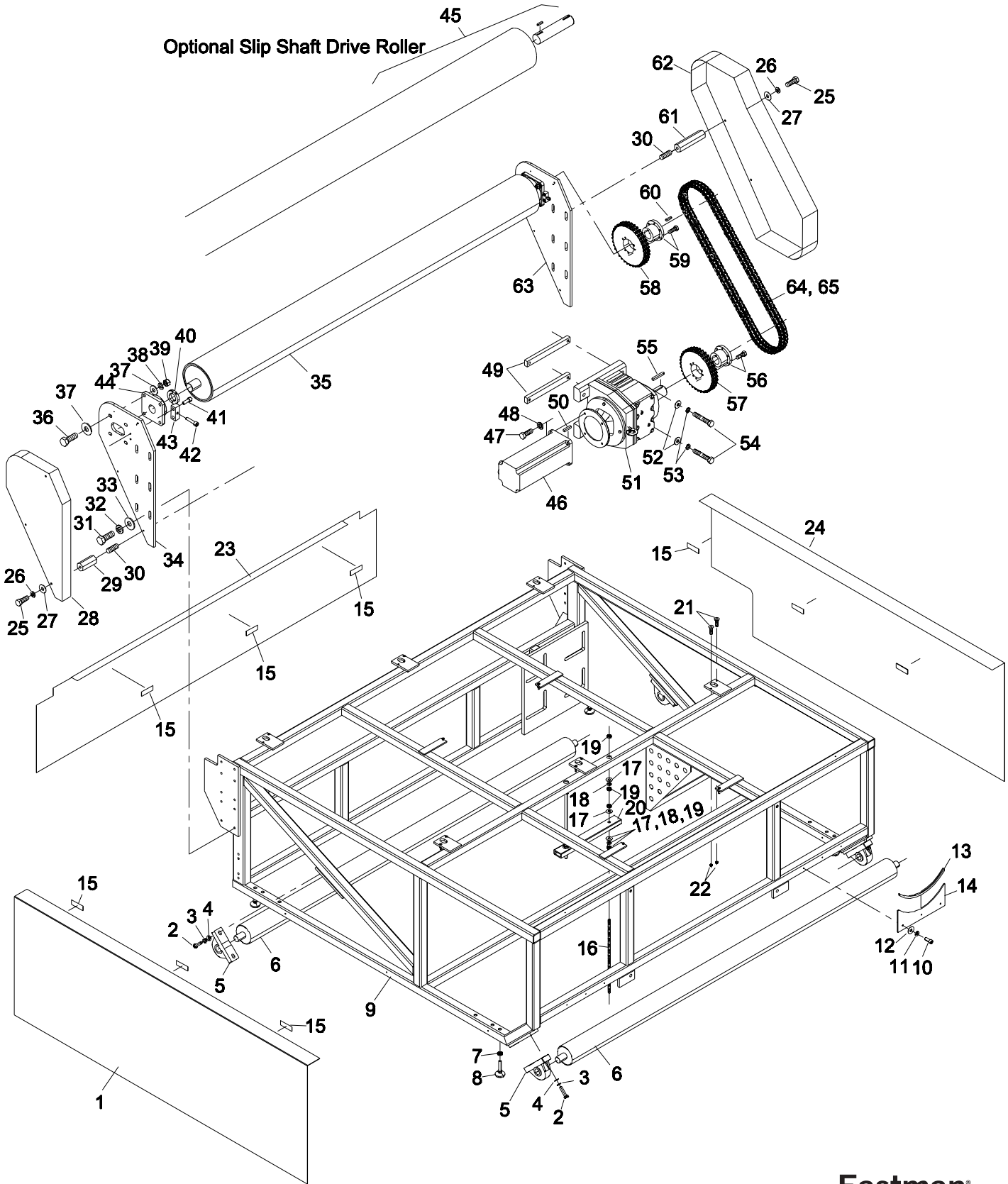
A/R-As Required

MS-Machine Size

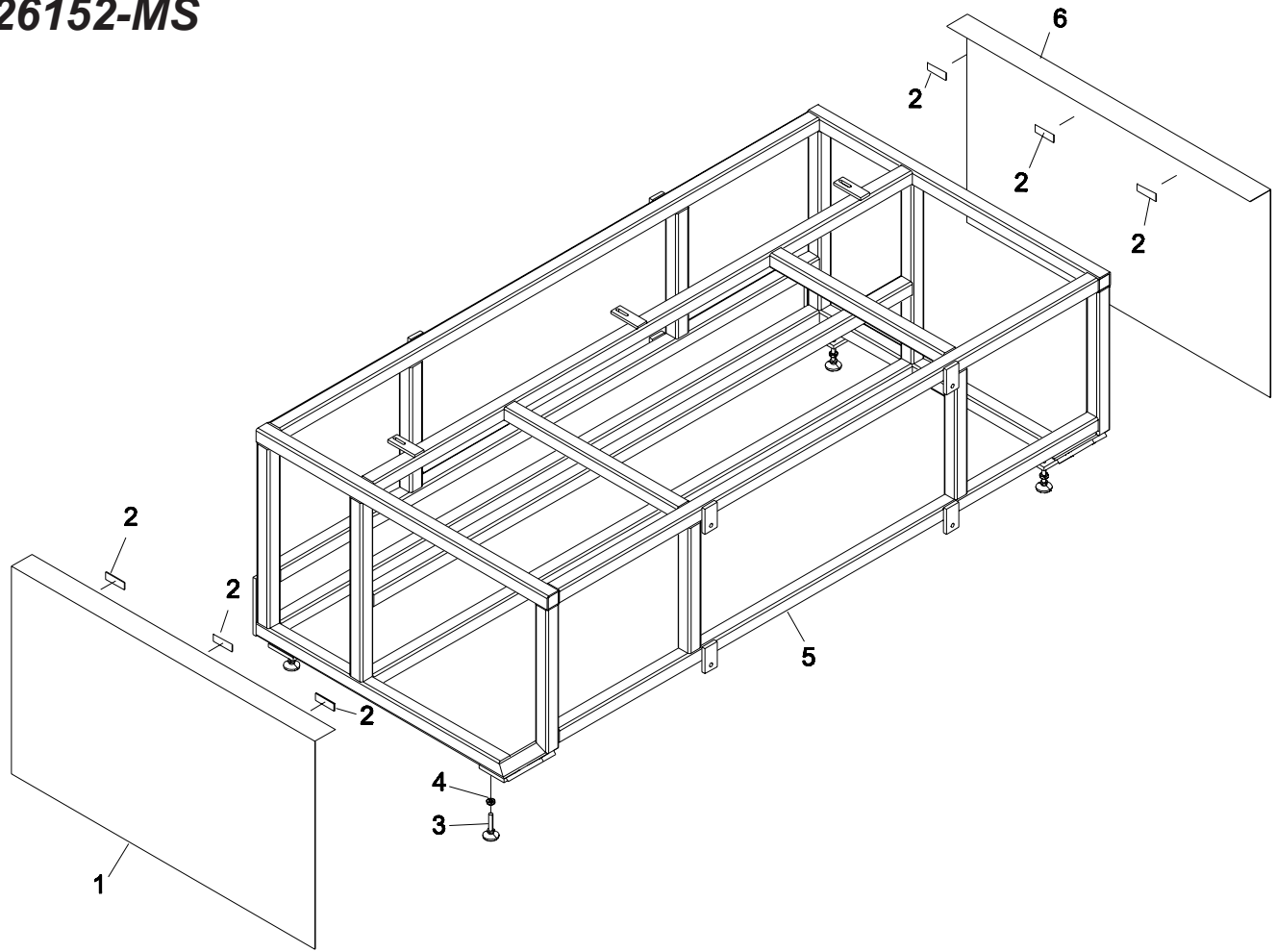
*-Not Included In Assembly

Item numbers are for reference only.
Please Specify PART NUMBER when
ordering replacement parts.

Please Specify machine voltage and
complete serial number when ordering
replacement parts.



4' Conveyor Extension
68-26152-MS



ITEM	PART NO.	DESCRIPTION	QTY.
1	54-26753	Cover, Extension Side Skirt	1
2	BC-12923	Velcro	A/R
3	67-26403	Leveler, Swivel 1/2-13	4
4	203-43	Nut, Hex 1/2-13	4
5	54-26715-MS	Frame, 4' Extension	1
6	54-26753	Cover, Extension Side Skirt	1

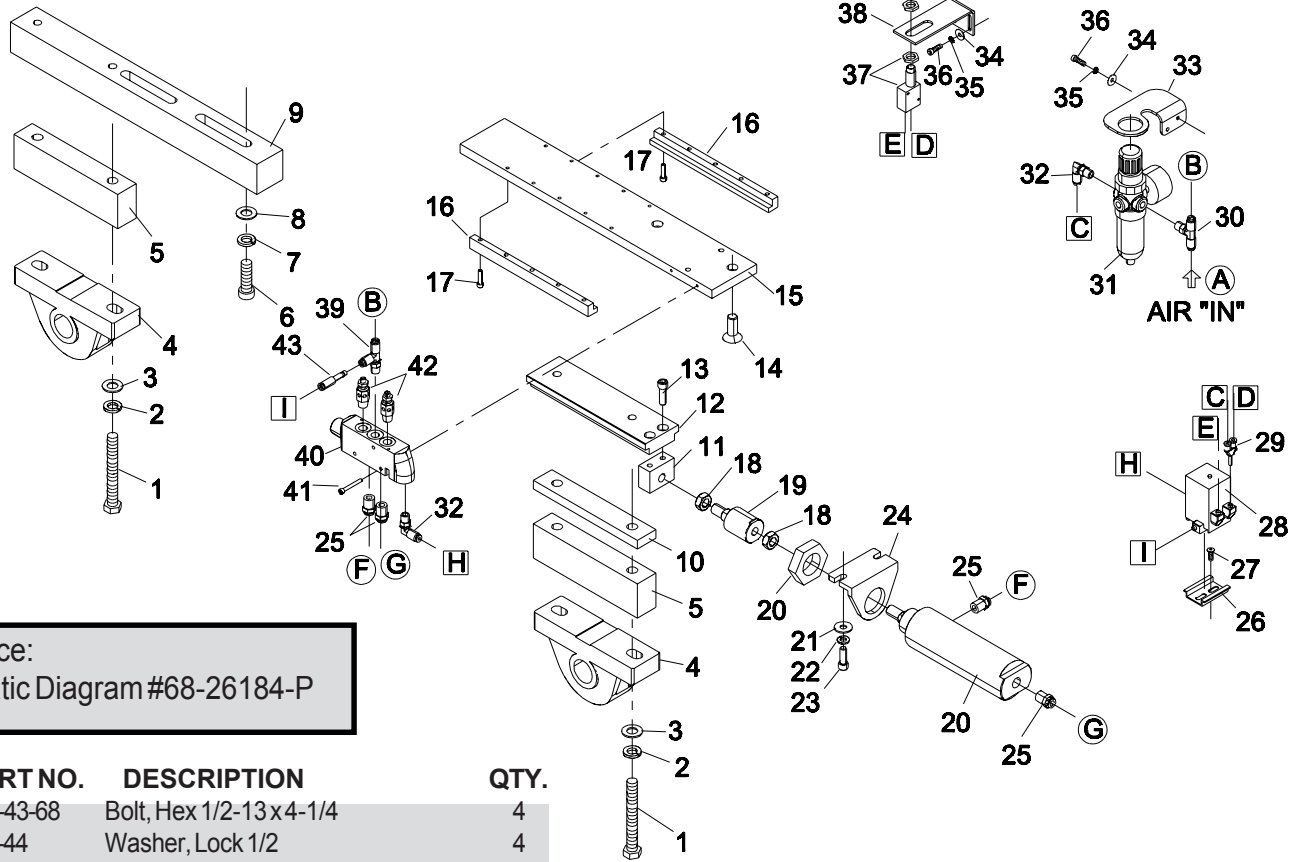
A/R- As Required
M/I- Mirror Image Machines Only
MS- Machine Size

Item numbers are for reference only.
Please Specify PART NUMBER when
ordering replacement parts.

Please Specify machine voltage and
complete serial number when ordering
replacement parts.

Belt Track Assembly

68-26184



Reference:
Pneumatic Diagram #68-26184-P

ITEM	PART NO.	DESCRIPTION	QTY.
1	331-43-68	Bolt, Hex 1/2-13x4-1/4	4
2	402-44	Washer, Lock 1/2	4
3	401-44	Washer, Flat 1/2	4
4	67-26434	Bearing, Pillow Block 1-1/4	2
5	54-26991	Spacer, Bearing Mount	2
6	335-43-32	Screw, Socket Hd. 1/2-13x2	2
7	402-44	Washer, Lock 1/2	2
8	401-44	Washer, Flat 1/2	2
9	54-26990	Mount, Stationary	1
10	54-26808	Spacer, Short, Bearing Mount	1
11	54-26797	Block, Rod End	1
12	54-26793	Slide Bar, Bearing Mount	1
13	335-36-16	Screw, Socket Hd. 5/16-18 x 1	2
14	332-43-20	Screw, Flat Hd. 1/2-13 x 1-1/4	2
15	54-26796	Tracking Base	1
16	54-26794	Brass Gib	2
17	335-102-12	Screw, Socket Hd. #10-32 x 3/4	10
18	206-44	Nut, hex Jam 1/2-20	2
19	67-26490	Alignment Coupling	1
20	67-26487	Air Cylinder, 3" Stroke	1
21	410-36	Washer, Flat 5/16	2
22	402-36	Washer, Lock 5/16	2
23	335-36-14	Screw, Socket Hd. 5/16-18 x 17/8	2
24	67-26488	Mounting Bracket, Cylinder	1
25	100-11-2	Fitting, Male 1/4" Push on, 1/4"npt	4

ITEM	PART NO.	DESCRIPTION	QTY.
26	100-18-14	Mounting Rail, Din.	1
27	333-102-12	Screw, Button Hd. #10-32 x 3/4	2
28	67-26492	Relay, Pneumatic Amplifier	1
29	100-14-6	Fitting, Y-Plug In, 5/32" Tube	1
30	100-14-4	Fitting, Tee Swivel, 1/4" Push On	1
31	67-26493	Regulator, Low Pressure	1
32	100-13-3	Fitting, Elbow Swivel, 1/4" Push On	2
33	62C16-316	Mounting Bracket, Regulator	1
34	410-010	Washer, Flat#10	4
35	402-010	Washer, Lock#10	4
36	335-102-10	Screw, Socket Hd. #10-32 x 5/8	4
37	67-26491	Switch, Pneumatic Prox	1
38	54-26809	Bracket, Air Prox Switch	1
39	100-14-11	Fitting, Run Tee Swivel, 1/4" Push On	1
40	67-26494	Air Pilot Valve	1
41	335-93-20	Screw, Socket, Hd. #8-32 x 1-1/4	2
42	100-16-2	Muffer, Speed Control, 1/4" npt	2
43	100-12-1	Reducer, 1/4" to 5/32" Push On	1
44	27-02996-1	Tubing, Air 1/4"	20
45	27-02996-2	Tubing, Air 5/32"	25

Eastman®

Over a Century of Cutting Expertise

**Vacuum Assembly
68-26139-TL**

Consult factory for the 25 hp Externally mounted vacuum blower assembly #96-26093-MSTL.

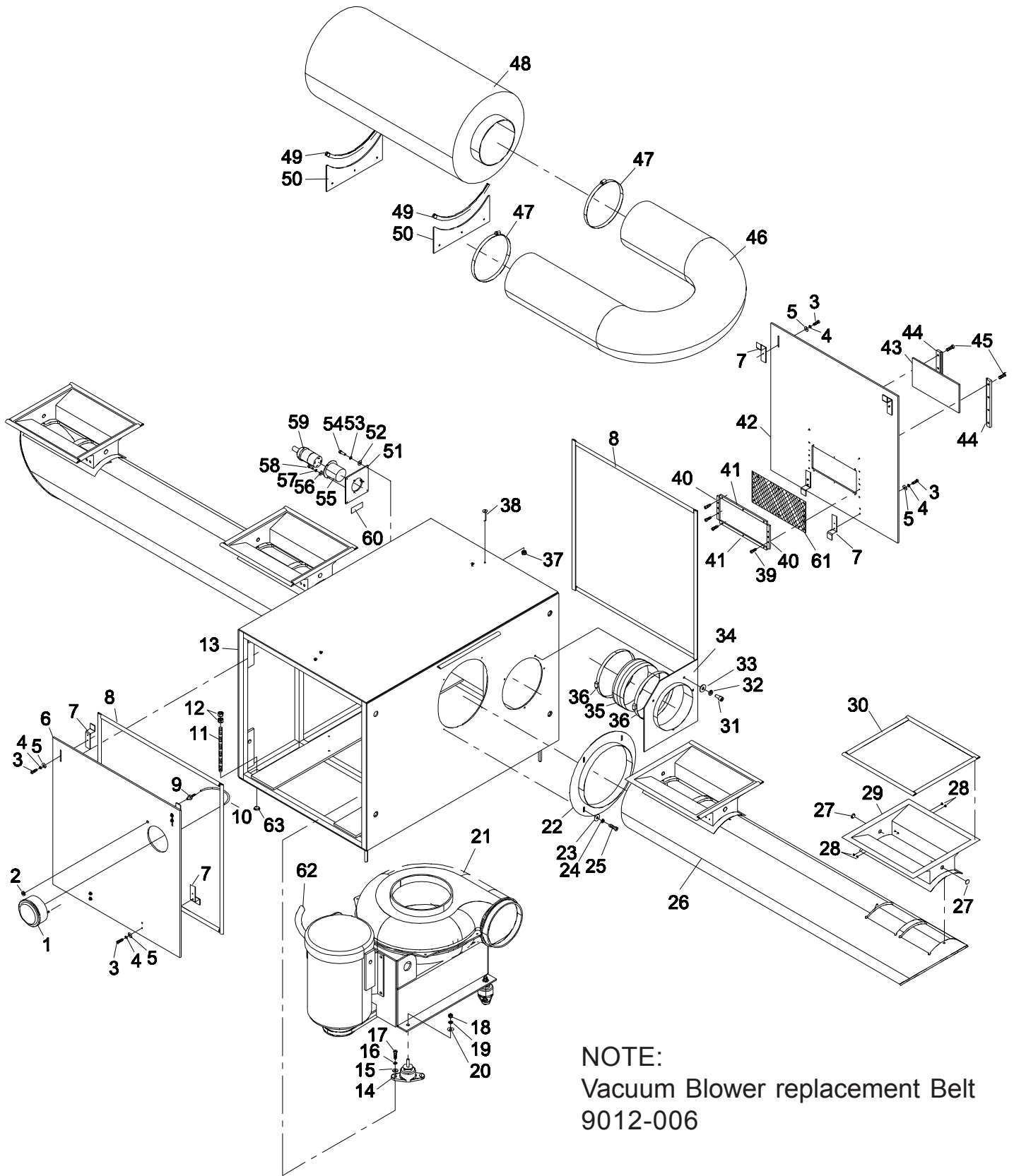
ITEM	PART NO.	DESCRIPTION	QTY.
1	27-26025	Pressure Gage	1
2	65-26030	Nut, Brass, Special	1
3	335-102-10	Screw, Socket Hd. #10-32 x 5/8	16*
4	402-010	Washer, Lock #10	16
5	410-010	Washer, Flat Hd. #10	16
6	*	Side Plate, Blower, Gage	1
7	54-26920	Clamp, Blower Side Plate	8*
8	9065-002	Seal, "D" Shape	A/R
9	27-26025	Barbed Fitting, Part of Pressure Gage	1
10	27-02996-1	Tubing, 1/4" Air	1
11	54-26864	Adjusting Stud, 1/2-13 x 8"	4
12	203-43	Nut, Hex 1/2-13	8
13	54-26688	Blower Box	1
14	67-26388	Shock Mount, Blower	4
15	410-36	Washer, Flat 5/16	8
16	402-36	Washer, Lock 5/16	8
17	335-36-16	Screw, Socket Hd. 5/16-18 x 1	8
18	205-38	Nut, Hex 3/8-16	4
19	402-38	Washer, Lock 3/8	4
20	410-38	Washer, Flat 3/8	4
21	68-26114	Blower, 7.5hp, 3 ph, 60cy, 230/460 Volt	1
22	54-26534	Pipe Flange, 10"	2
23	410-010	Washer, Flat #10	8
24	402-010	Washer, lock #10	8
25	335-102-8	Screw, Socket Hd. #10-32 x 1/2	8
26	54-26687-4	Main Vacuum Tube, 1 Riser	1
	54-26687-8	Main Vacuum Tube, 2 Riser	1
	54-26687-12	Main Vacuum Tube, 3 Riser	1
27	67-26511-3	Plug, 5/8" Finish	A/R
28	67-26511-1	Plug, 3/16" Finish	A/R
29	54-26523	Plenum Riser	4
30	9065-002	Seal, "D" Shape	A/R
31	335-36-10	Screw, Socket Hd. 5/16-18 x 5/8	4
32	402-36	Washer, Lock 5/16	4
33	410-36	Washer, Flat 5/16	4
34	54-26842	Flange, Vacuum Exhaust	1
35	67-26481	8" Flex Hose	.3ft

ITEM	PART NO.	DESCRIPTION	QTY.
36	67-26482	Hose, Clamp	2
37	203-35	Nut, Hex Jam 1/4-28	4
38	54-26831	Screw, Flat Hd. Adjust 1/4-28	4
39	335-93-8	Screw, Socket Hd. #8-32 x 1/2	10
40	*	Clamp, Safety Grill, Short	2
41	*	Clamp, Safety Grill, Long	2
42	*	Side Plate, Blower, Vented	1
43	*	Gate, Side Plate Blower Vent	1
44	*	Gate Track, Vacuum Control	1
45	335-34-12	Screw, Socket Hd. 1/4-20 x 3/4	8*
46	67-26481	8" Flex Hose	5ft
47	67-26482	Hose, Clamp	2
48	67-26477	Silencer, Cylinder Style	1
49	9065-003	Rubber Extrusion, Silencer	1.25ft
50	54-26777	Mount, Silencer	2
51	54-26592	Plate, Vacuum Power	1
52	410-010	Washer, Flat #10	4
53	402-010	Washer, Lock #10	4
54	335-102-10	Screw, Socket Hd. #10-32 x 5/8	4
55	31-26300-220	Power Connector, 220 Volt, 3 Phase	1
	31-26300-440	Power Connector, 440 Volt, 3 Phase	1
56	410-080	Washer, Flat #8	3
57	402-080	Washer, Lock #8	3
58	335-93-8	Screw, Socket Hd. #8-32 x 1/2	3
59	31-26018-92	Power Connector, 220V, 30Amp	1
	31-26018-76	Power Connector, 440V, 30Amp	1
60	91-26065	Decal, Blower Voltage	1
61	*	Safety Grill	1
62	70-03015	Cable, Vacuum Power	8ft.
63	67-26511-2	Plug, 1/2" Finish	4
64	67-26256	Caulk, Clear Silicone	2

A/R- As Required
M/I- Mirror Image Machines Only
MS- Machine Size
*-part of 54-26688 Assembly

Item numbers are for reference only.
Please Specify PART NUMBER when ordering replacement parts.

Please Specify machine voltage and complete serial number when ordering replacement parts.

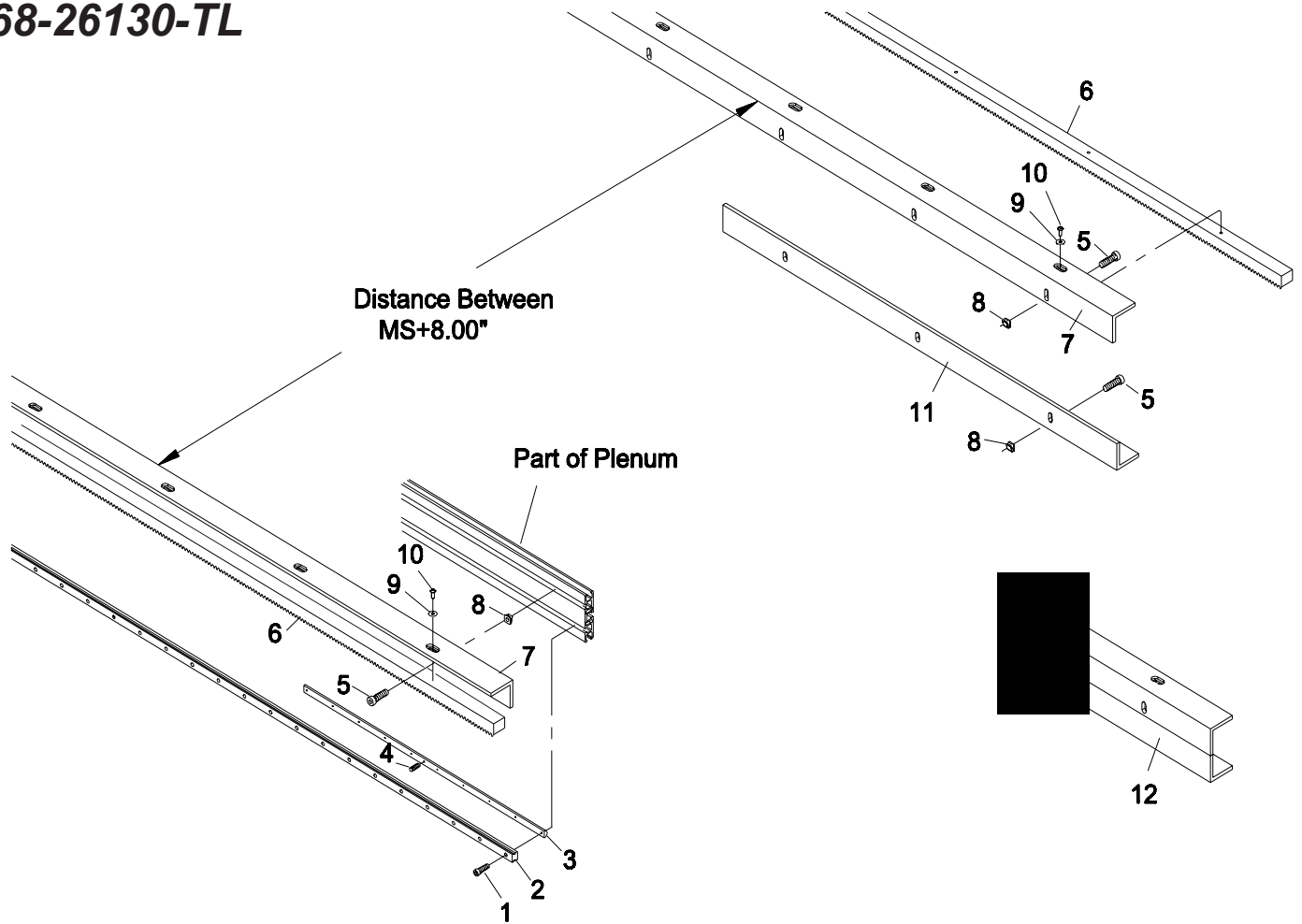


NOTE:
 Vacuum Blower replacement Belt
 9012-006

Eastman®

Over a Century of Cutting Expertise

Rack & Rail Assembly 68-26130-TL



ITEM	PART NO.	DESCRIPTION	QTY.
1	65-26034-20	Screw, Socket Hd. M3x20mm	A/R
2	68-26370-1219	Linear Rail, 4'	A/R
	68-26370-1829	Linear Rail, 6'	A/R
	68-26370-2438	Linear Rail, 8'	A/R
3	54-26535-10	Nut Plate, Rail Mount	A/R
4	342-86-8	Setscrew, #6-32 x 1/2	A/R
5	65-26036-16	Screw, Socket Hd. M8x 16mm	A/R
6	67-26372-48	Gear Rack, 4' Long	A/R
7	54-26989	Removable Angle Mount, 2'	2
	54-26533-72	Angle, Rack Mount 6'	A/R
	54-26533-96	Angle, Rack Mount 8'	A/R
	54-26533-120	Angle, Rack Mount 10'	A/R
	54-26533-144	Angle, Rack Mount 12'	A/R

ITEM	PART NO.	DESCRIPTION	QTY.
8	65-26035	Square Nut, M8	A/R
9	410-010	Washer, Flat #10	A/R
10	333-102-8S	Screw, button Hd. #10-32 x 1/2	A/R
11	54-26863-72	Lower Angle, Drive Wheel Support 6'	A/R
	54-26863-96	Lower Angle, Drive Wheel Support 8'	A/R
	54-26863-120	Lower Angle, Drive Wheel Support 10'	A/R
	54-26863-144	Lower Angle, Drive Wheel Support 12'	A/R
12	54-26701-L	Channel, Eagle Rack (Old Style)	A/R

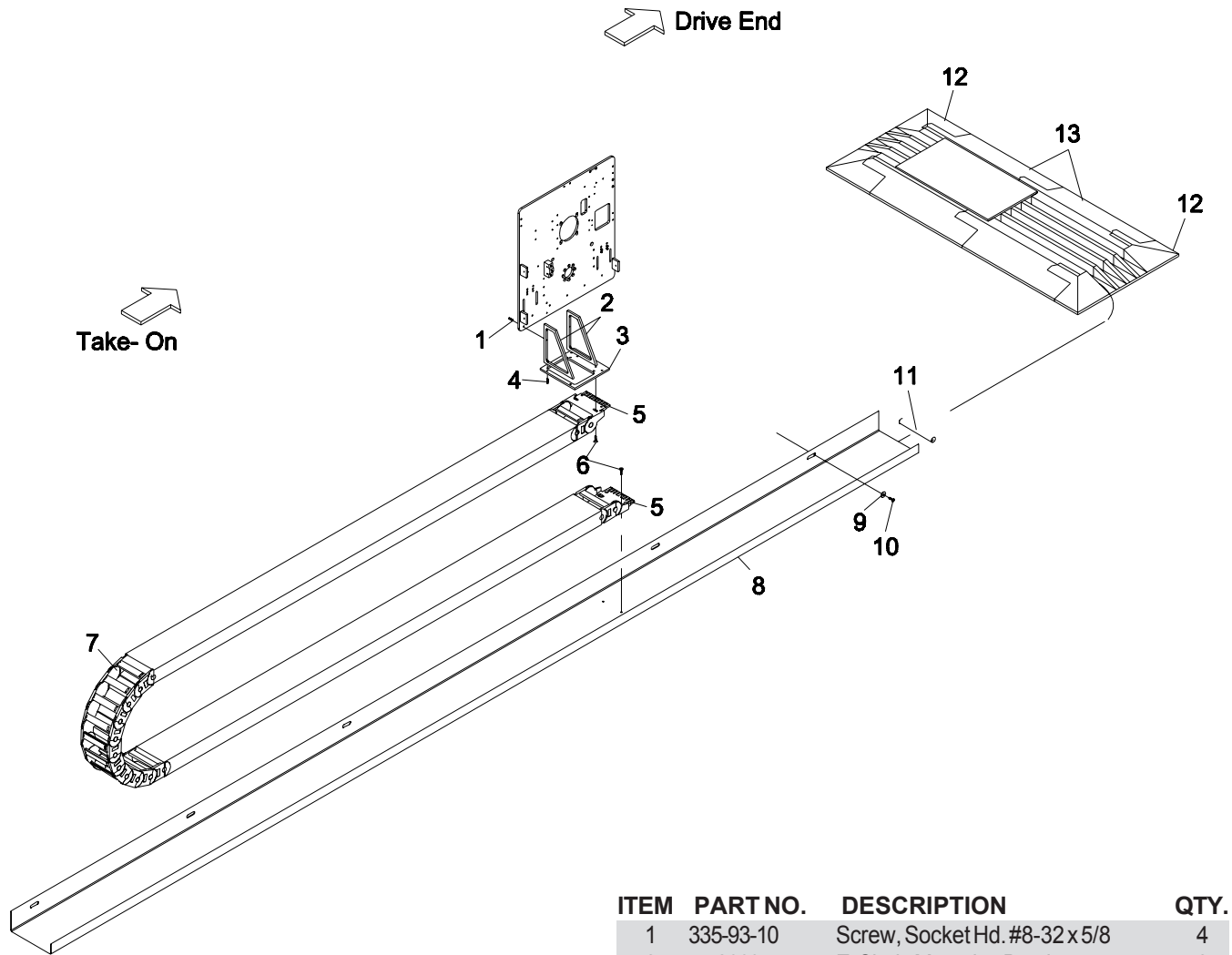
A/R As Required
L- Length Required.
MS- Machine Size

Item numbers are for reference only.
Please Specify PART NUMBER when
ordering replacement parts.

Please Specify machine voltage and
complete serial number when ordering
replacement parts.

E-Chain Assembly

Part of Conveyor Assembly



31-26030-MD	Hall/Encoder Cable, Not Shown
31-26029-MD	Motor Power Cable, Not Shown
E-Chain Cable Kit (31-26344-12), Not Shown	
27-02996-1	1/4" Air Tubing
11-975	7-1/2" Cable Tie
31-B1013-40	Main AC Power Cable, 40' Long
31-B1016-40	Hall Effect Cable, 40' Long
31-B1019-40	Y & Z Motor Cable, 40' Long
31-B1022-40	X1 & X2 Motor Cable, 40' Long
31-S3314-40	UIT RS422 Cable, 40' Long
31-S1020-40	Dual X Encoder Cable, 40' Long
31-S1023-40	Dual X I/O Cable, 40' Long

For Kit 31-26344-24 Substitute -60 in Part Number

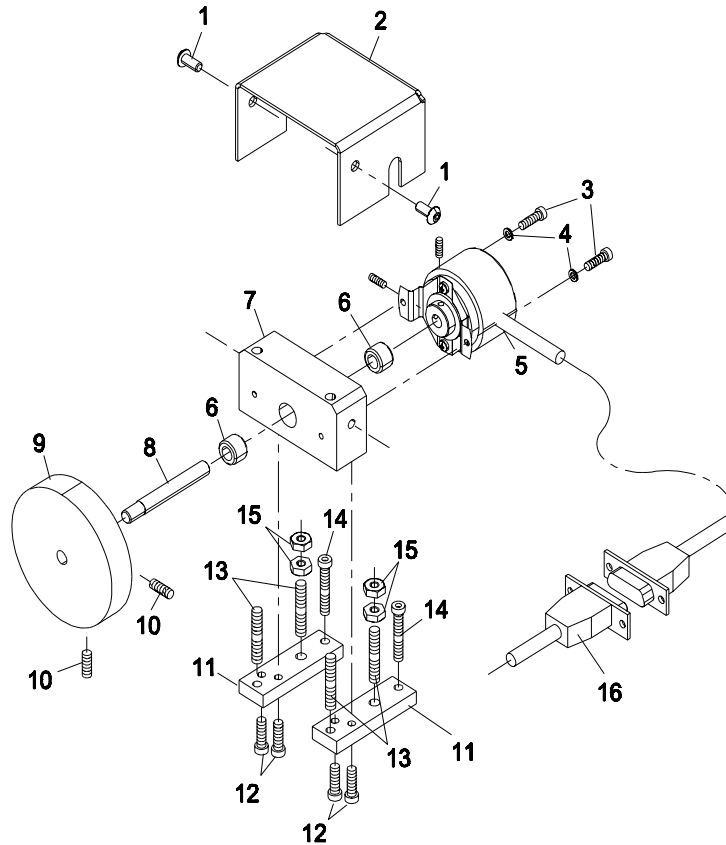
ITEM	PART NO.	DESCRIPTION	QTY.
1	335-93-10	Screw, Socket Hd. #8-32 x 5/8	4
2	54-26694	E-Chain Mounting Bracket	2
3	54-26693	E-Chain Plate	1
4	335-93-10	Screw, Socket Hd. #8-32 x 5/8	4
5	67-26486	E-Chain Bracket Kit (set of 2)	1
6	332-34-8	Screw, Flat Hd. 1/4-20 x 1/2	4
7	67-26485	E-Chain Link	A/R
8	54-26692-1	Tray, E-Chain, 16'	1
	54-26692-2	Tray, E-Chain, 20'	1
9	402-34	Washer, Lock 1/4	A/R
10	333-34-8	Screw, Button Hd. 1/4-20 x 1/2	A/R
11	C17-2140	Edge Wear Molding	1/2
12	31-26040	End Cap Set, Floor Cable Protector	1
13	31-26039	Floor Cable Protector, Middle	1

A/R-As Required

Eastman®

Over a Century of Cutting Expertise

**Encoder Assembly
68-26191 (optional)**



ITEM	PART NO.	DESCRIPTION	QTY.
1	333-93-6	Screw, Button Hd. #8-32 x x3/8	2
2	54-26854	Encoder Cover	1
3	331-81-8	Screw, Socket Hd. #4-40 x 1/2	2
4	402-040	Washer, Flat #4	2
5	31-S3279	Encoder with Connector (1000 pulse)	1
6	9022-0210	Bearing, Needle Type.	2
7	54-26852	Encoder Mount	1
8	54-26855	Encoder Wheel Shaft	1
9	54-26853	Encoder Wheel	1
10	342-86-3	Setscrew, #6-32 x 3/16	2
11	54-26927	Encoder Base	2
12	335-86-6	Screw, Socket Hd. #6-32 x 3/8	4
13	342-92-16	Setscrew, #8-32 x 1	4
14	335-93-16	Screw, Socket Hd. #8-32 x 1	2
15	202-93	Nut, Machine #8-32	4
16	31-S3280	Extension Cable	1

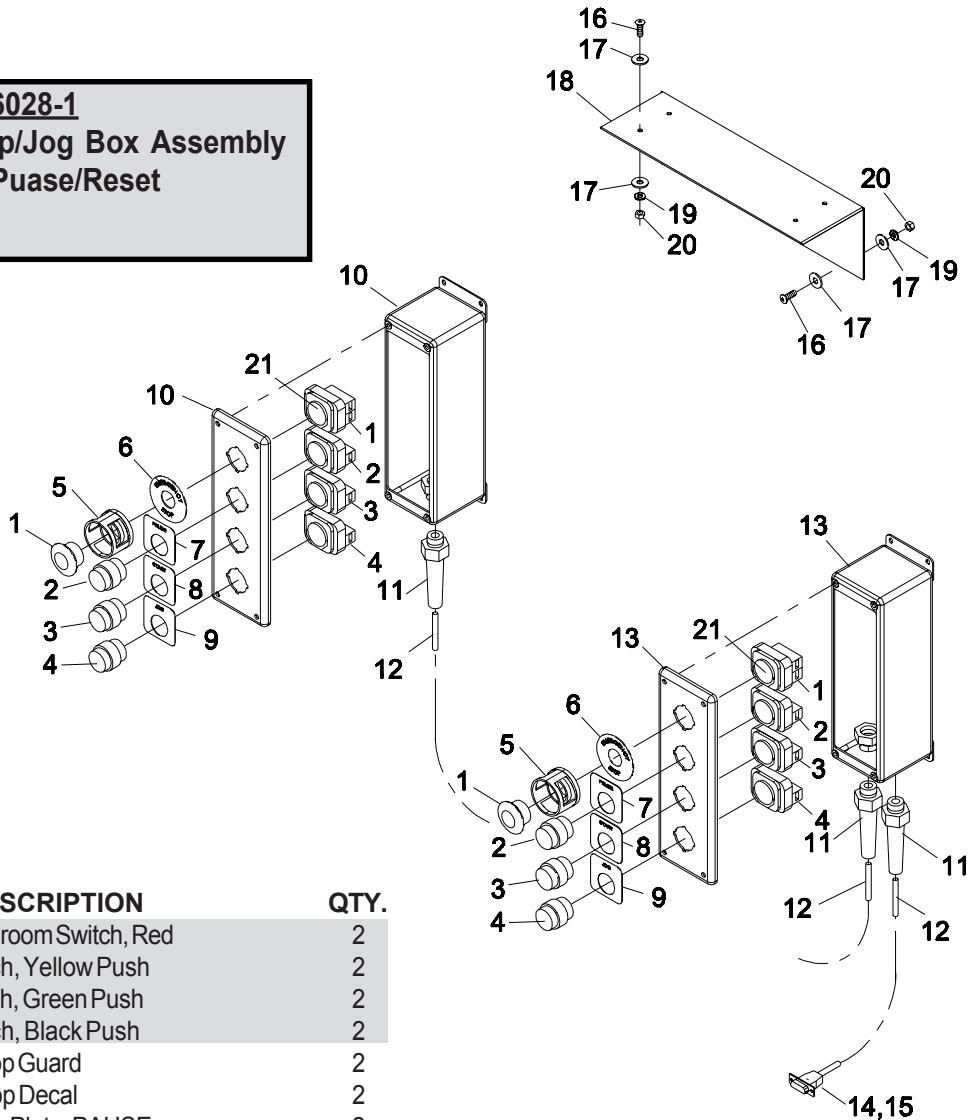
Item numbers are for reference only. Please Specify PART NUMBER when ordering replacement parts.

Please Specify machine voltage and complete serial number when ordering replacement parts.

E-stop/Jog Box Assembly

31-26028

Optional: 31-26028-1
4-station E-stop/Jog Box Assembly
with machine Puase/Reset
Not Shown.



ITEM	PART NO.	DESCRIPTION	QTY.
1	31-26012-3	Mushroom Switch, Red	2
2	31-26012-4	Switch, Yellow Push	2
3	31-26012-5	Switch, Green Push	2
4	31-26012-2	Switch, Black Push	2
5	31-26357	E-Stop Guard	2
6	91-26011	E-Stop Decal	2
7	79-26000	Name Plate, PAUSE	2
8	79-00010	Name Plate, START	2
9	79-00011	Name Plate, JOG	2
10	54-26022-1	Enclosure, 1 Hole Style	1
11	31-26037	Strain Relief	3
12	70-03000	Cable	85ft
13	54-26022-2	Enclosure, 2 Hole Style	1
14	31-00934	Connector, 15 pin	1
15	31-00282	Metal Connector Hood	1
16	333-102-12	Screw, Button Hd. #10-32 x 3/4	8
17	410-010	Washer, Flat #10	16
18	54-26907	Horizontal Enclosure Mount	2*
19	402-010	Washer, Lock #10	8
20	203-010	Nut, Hex #10-32	8
21	31-26033	Mini Light Bulb	2

*-Optional

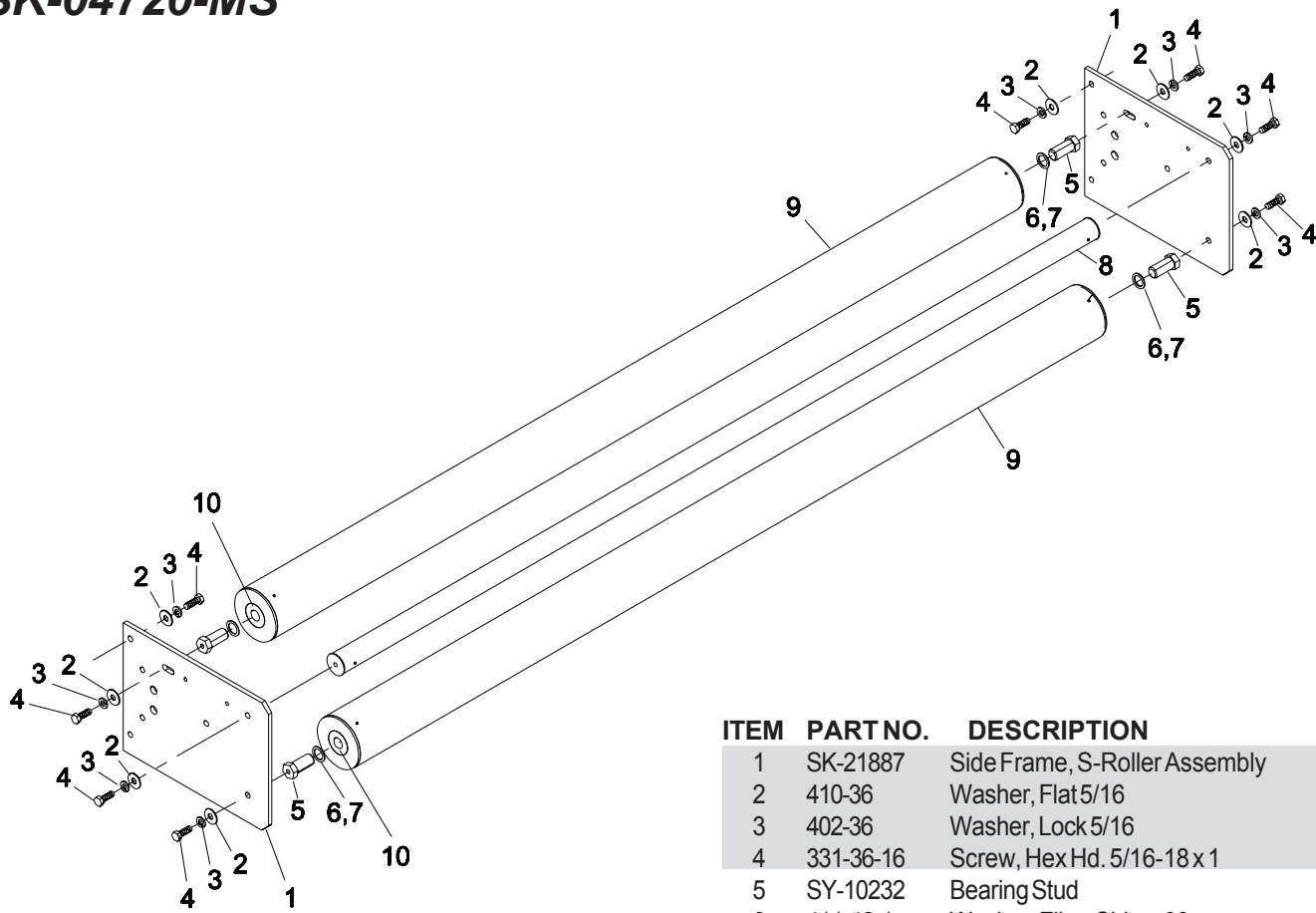
Item numbers are for reference only. Please Specify PART NUMBER when ordering replacement parts.

Please Specify machine voltage and complete serial number when ordering replacement parts.

Eastman®

Over a Century of Cutting Expertise

**Feed S-Roller Assembly
SK-04720-MS**



ITEM	PART NO.	DESCRIPTION	QTY.
1	SK-21887	Side Frame, S-Roller Assembly	2
2	410-36	Washer, Flat 5/16	14
3	402-36	Washer, Lock 5/16	14
4	331-36-16	Screw, Hex Hd. 5/16-18x1	14
5	SY-10232	Bearing Stud	4
6	411-48-1	Washer, Fiber Shim, .03w	A/R
7	411-48-2	Washer, Fiber Shim, .06w	A/R
8	SK-02635-ms	Stay Tube	1
9	SK-02636-ms	3" Roller Assembly w/Bearings	2
	SK-02636-msss	Stainless Steel, 3" Roller Assembly w/Bearings	2*
10	9020-0207	Radial Bearing, .625id x 1.38od x .438w	4

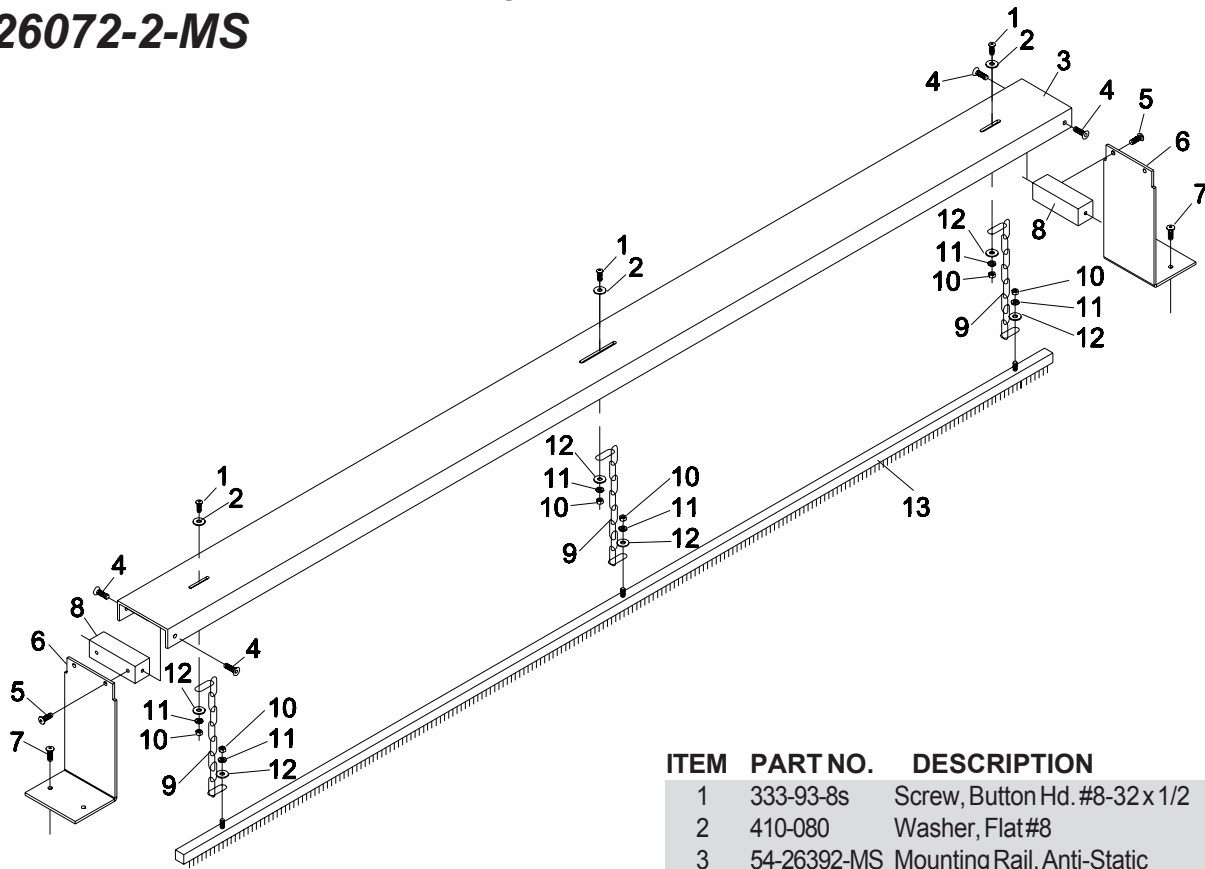
A/R-As Required
MS-Machine Size
*- Optional

Item numbers are for reference only.
Please Specify PART NUMBER when
ordering replacement parts.

Please Specify machine voltage and
complete serial number when ordering
replacement parts.

Static Eliminator Assembly

68-26072-2-MS



ITEM	PART NO.	DESCRIPTION	QTY.
1	333-93-8s	Screw, Button Hd. #8-32 x 1/2	3
2	410-080	Washer, Flat#8	3
3	54-26392-MS	Mounting Rail, Anti-Static	1
4	332-102-8	Screw, Flat Hd. #10-32 x 1/2	4
5	333-102-8	Screw, Button Hd. #10-32 x 1/2	4
6	54-26242-2	Mounting Bracket	2
7	333-102-8	Screw, Button Hd. #10-32 x 1/2	4
8	54-26243	Rail Block	2
9	E-120	Support Chain	A/R
10	211-93	Nut, Hex Stop#8-32	3
11	402-080	Washer, Lock#8	3
12	410-080	Washer, Flat#8	3
13	67-26107-MS	Anti-Static Tinsel Bar	1

A/R- As Required
MS-Machine Size

Item numbers are for reference only.
Please Specify PART NUMBER when
ordering replacement parts.

Please Specify machine voltage and
complete serial number when ordering
replacement parts.

Eastman®

Over a Century of Cutting Expertise

Easi-Hold Assembly 42-26056-MSTL

ITEM	PART NO.	DESCRIPTION	QTY.
1	335-34-12	Screw, Socket Hd. 1/4-20 x 3/4	14
2	54-26073	Bracket, Single Roller	2
3	SY-11693	Roller Stud, Hex	16
4	F-228	Flanged Roller Bearing, 1/2" id, 1-1/8" od	22
5	54-26871-MS	Roller Tube, Long Stainless Steel	3
6	54-26070-2	Bracket, Vacuum Curtain, Left	2
7	335-34-12	Screw, Socket Hd. 1/4-20 x 3/4	8
8	54-26079	Bracket, Cross Support	2
9	216-34	Nut, Flanged Hex 1/4-20	4
10	54-26873-MS	Roller Tube, Gantry	2
11	54-26070-1	Bracket, Vacuum Curtain, Left	2
12	335-93-14	Screw, Socket Hd. #8-32 x 7/8	8
13	335-93-14	Screw, Socket Hd. #8-32 x 7/8	8
14	54-26063	Roller Stud, Round	2
15	F-228	Flanged Roller Bearing, 1/2" id, 1-1/8" od	2
16	54-26872-MS	Roller Tube, Short, Stainless Steel	1
17	54-26074	Bracket, Double Roller	2
18	333-102-10	Screw, Button Hd. #10-32 x 5/8	6
19	54-27027	Cam, Machine Limits	3
20	54-26874-MS	Roller Tube, Outer	4

ITEM	PART NO.	DESCRIPTION	QTY.
21	67-26077	Tube Cap	4
22	216-102	Nut, Flanged Hex #10-32	4
23	54-26870	Upright Bracket	4
24	331-34-16	Screw, Hex Hd. 1/4-20 x 1	8
25	402-34	Washer, Lock 1/4	8
26	410-34	Washer, Flat 1/4	8
27	335-102-36	Screw, Socket Hd. #10-32 x 2-1/4	4
28	54-26062	Mounting Block, Tracking	2
29	342-34-4	Setscrew, 1/4-20 x 1/4	2
30	54-26061	Tracking Shaft	2
31	54-26064	Tracking Roller	2
32	S-54	Stud, Inside Roller	2
33	67-26093	Seam Tape, 1" Wide	A/R
34	67-26520-MS	Easi-Hold Overlay	A/R
35	91-26007	Label, EasiHold	2

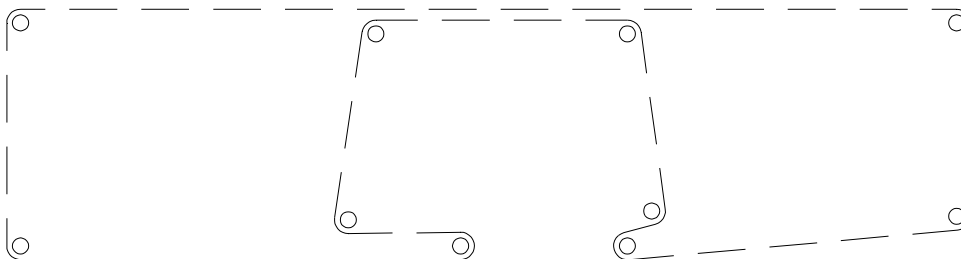
A/R- As Required
MS-Machine Size

Item numbers are for reference only.
Please Specify PART NUMBER when
ordering replacement parts.

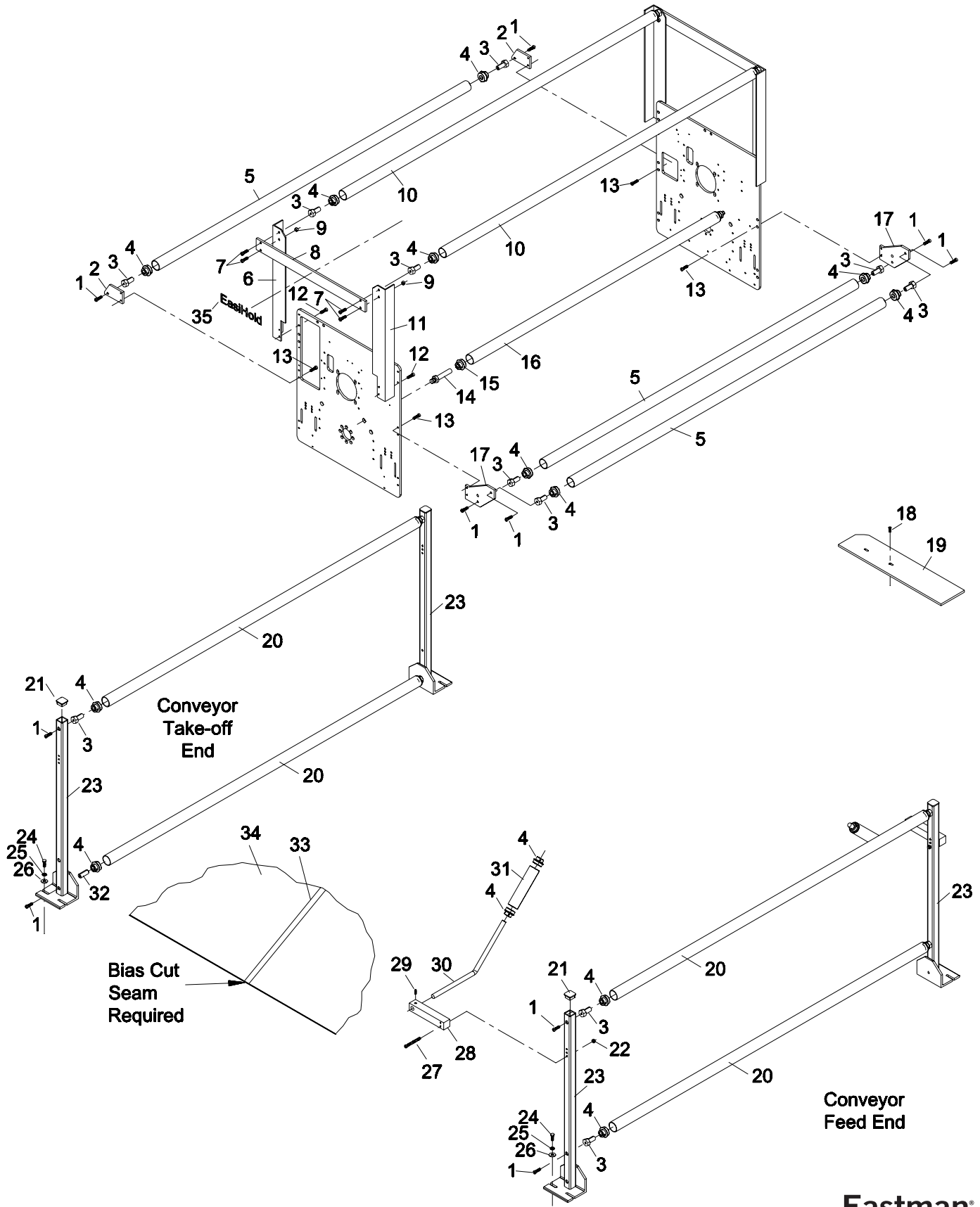
Please Specify machine voltage and
complete serial number when ordering
replacement parts.

CONVEYOR
TAKE-OFF END

CONVEYOR
FEED END



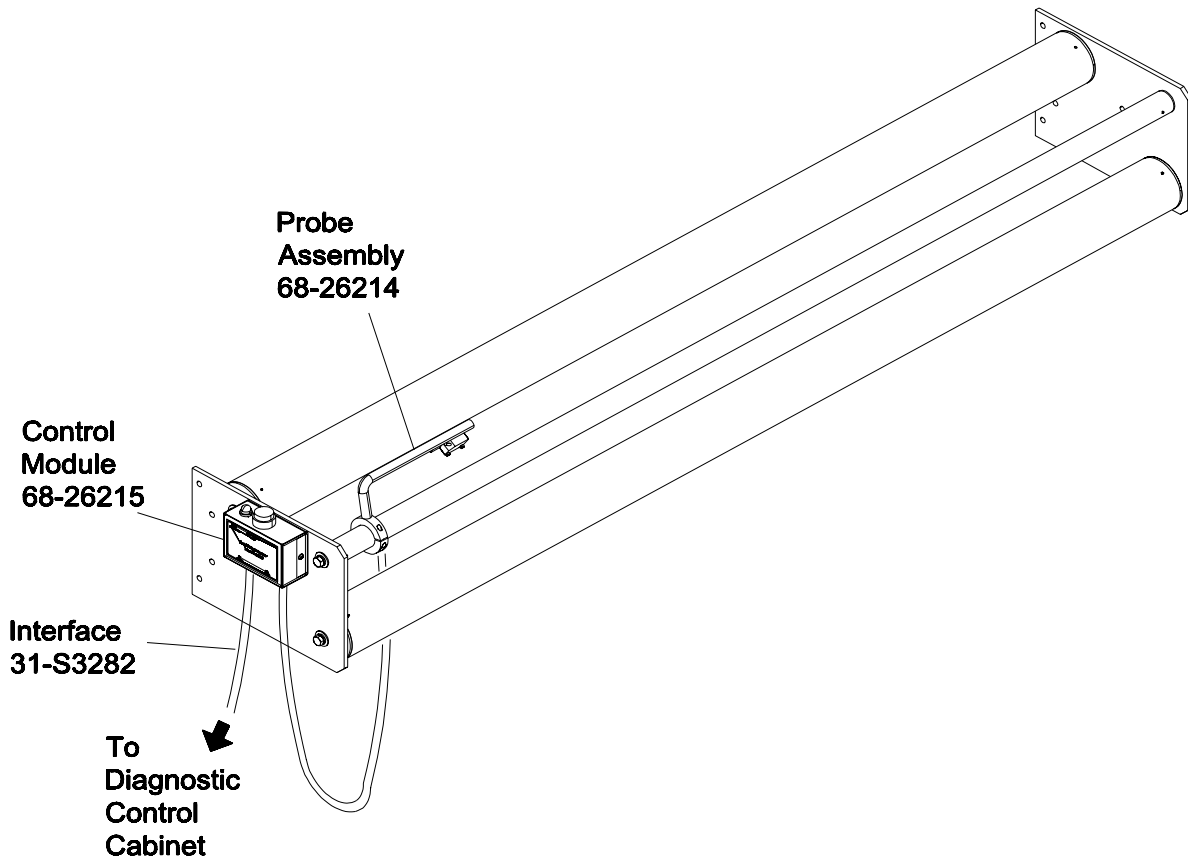
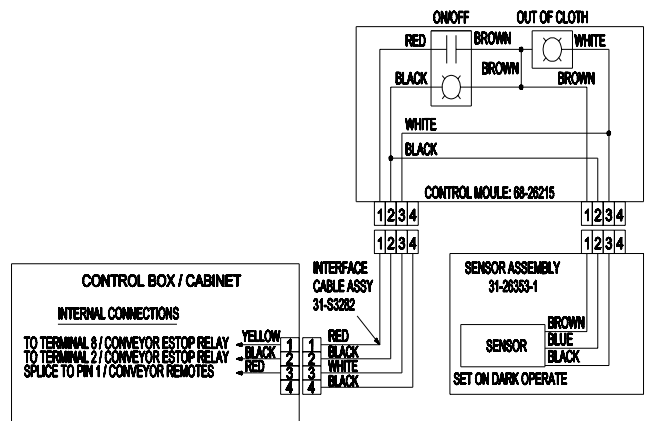
EASIHOLD OVERLAY THREADING DIAGRAM



Eastman®

Over a Century of Cutting Expertise

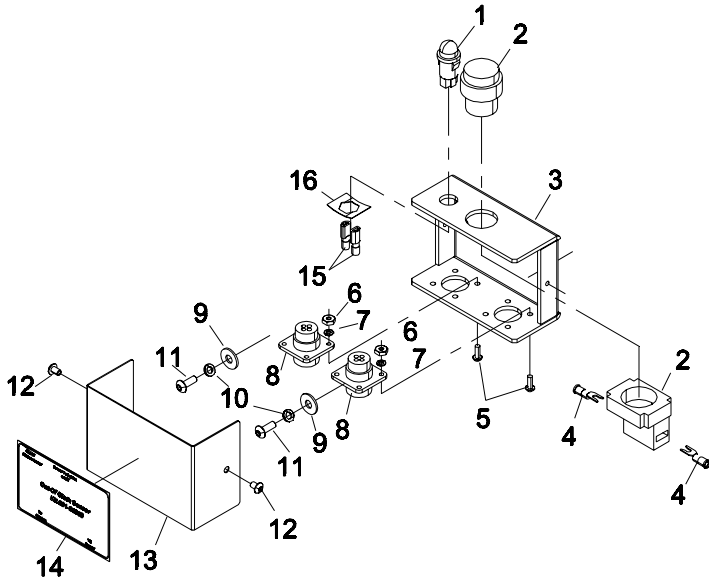
Out of Cloth Stop Sensor 96-26072



Item numbers are for reference only.
Please Specify PART NUMBER when
ordering replacement parts.

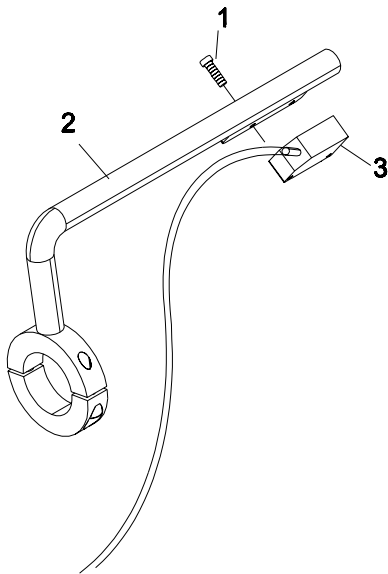
Please Specify machine voltage and
complete serial number when ordering
replacement parts.

Out of Cloth Control Module 68-26215



ITEM	PART NO.	DESCRIPTION	QTY.
1	31-00834-1	Indicator Lamp	1
2	54-26955	Base, Out of Cloth Module	1
3	31-26309	Push Button with Contact, Blue	1
4	31-26016-3	Locking Fork Connector	2
5	313-96-6	Screw, Round Head, #6-32 x 3/8	8
6	203-86	Nut, Hex #6-32	8
7	402-060	Washer, Lock #6	8
8	11-4737	Connector, 4p/f, Square Flange	2
	11-4707	Crimp Pin, Female	6
9	410-010	Washer, Flat #10	2
10	402-010	Washer, Lock #20	2
11	333-102-8	Screw, Button Hd. #10-32 x 1/2	2
12	333-93-4	Screw, Button Hd. #8-32 x 1/4	2
13	54-26954	Cover, Out of Cloth Module	1
14	91-26059	Decal, Out of Cloth Module	1
15	11-947-3	Push-on Lug, .187	2
16	4C2-111	Speed Nut	1

Out of Cloth Probe Assembly 68-26214

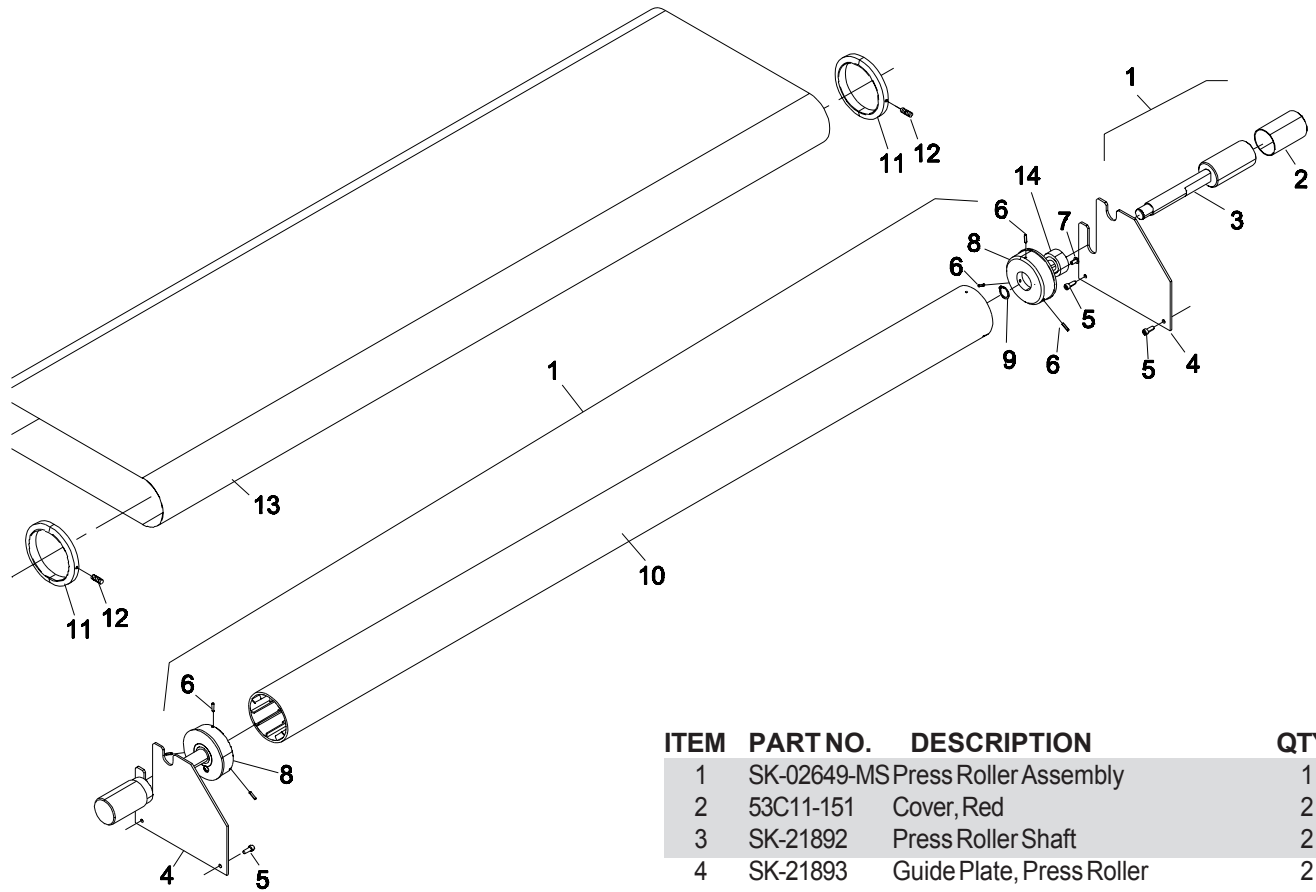


ITEM	PART NO.	DESCRIPTION	QTY.
1	341-3-10	Screw, Socket Hd. M3 x 10	2
2	54-26953	Probe Mounting Bracket	1
3	31-26353-1	Probe Sensor with Connector	1
4	11-963	Cable Tie, 4" (not shown)	3

Eastman®

Over a Century of Cutting Expertise

**Press Roller Assembly
9120-896-MS**



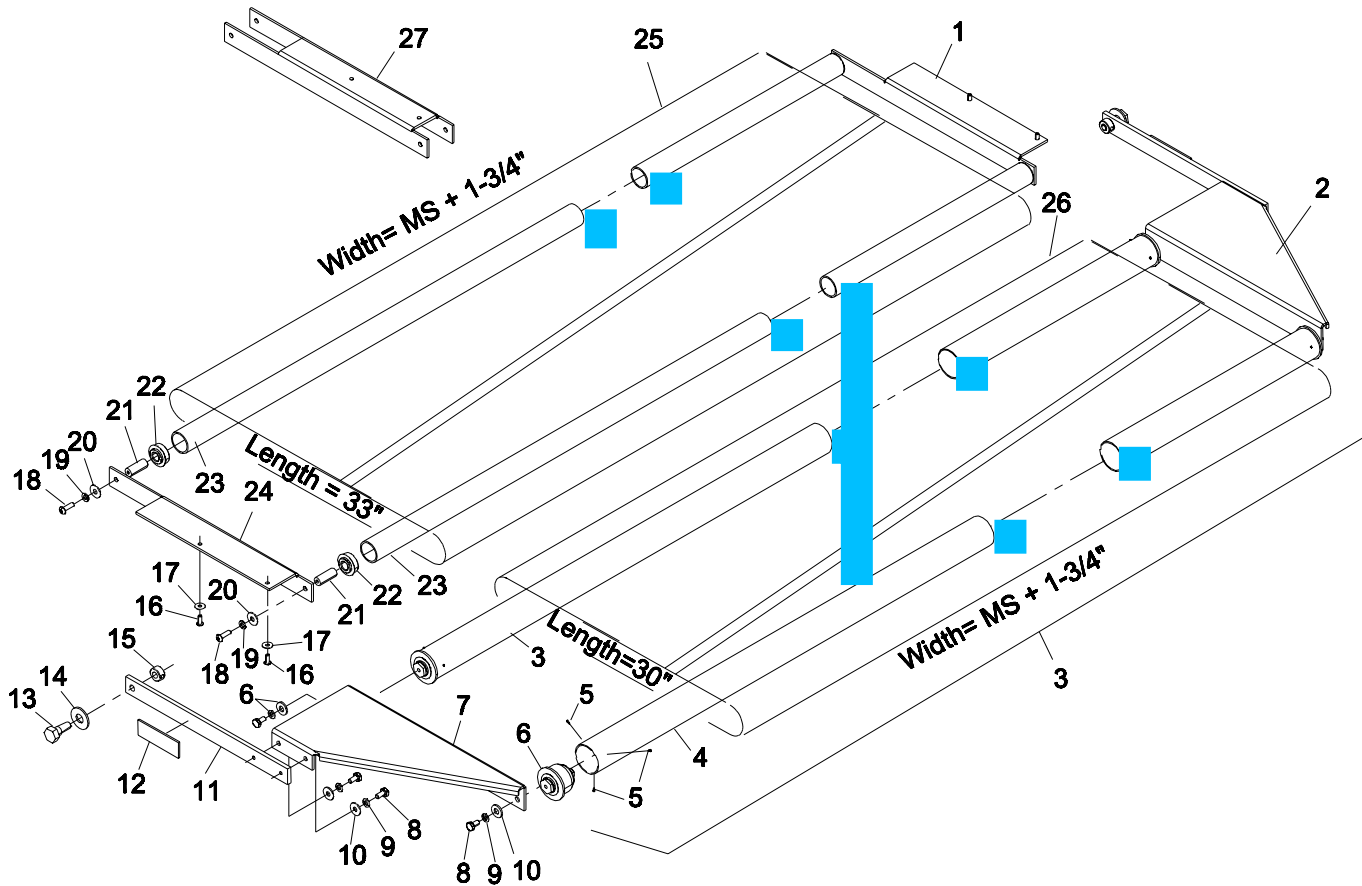
ITEM	PART NO.	DESCRIPTION	QTY.
1	SK-02649-MS	Press Roller Assembly	1
2	53C11-151	Cover, Red	2
3	SK-21892	Press Roller Shaft	2
4	SK-21893	Guide Plate, Press Roller	2
5	335-102-8	Screw, Socket Hd. #10-32 x 1/2	4
6	503-4-8	Groove Pin, 1/8 x 1/2" long	6
7	333-99-6	Screw, Socket Hd. #10-24 x 3/8	2
8	PM-12968-2	End Plug, Press Roller	2
9	632-40	Retaining Ring, 5/8	2
10	SK-21836-MS	Press Tube	1
11	SK-12958-1	Collar, 3"	2
12	342-102-4	Setscrew, #10-32 x 5/16	2
13	54-27418-MS	Loop Hold down Belt	1
14	9027-0202	Roller Bearing	2

MS-Machine Size

Item numbers are for reference only.
Please Specify PART NUMBER when
ordering replacement parts.

Please Specify machine voltage and
complete serial number when ordering
replacement parts.

Mini Hold Assembly 68-26240-MS



ITEM	PART NO.	DESCRIPTION	QTY.
1	54-27048-R	Mini Hold Mount, Right	1
2	54-27046-R	Mini Hold Bracket, Right	1
3	68-26241-MS	Roller Assembly, External	2
4	54-27051-MS	Tube, External	2
5	391-0-3	Press Rivet	6
6	68-26277	Bearing End Plug	4
7	54-27046-L	Mini Hold Bracket, Left	1
8	331-34-8	Screw, hex Hd. 1/4-20 x 1/2	8
9	402-34	Washer, Lock 1/4	8
10	410-34	Washer, Flat 1/4	8
11	54-27047	Link, Mini Hold	2
12	9068-016	Anti-Friction Tape, 1"	2
13	54-27045	Hex Head Stud, Special	2
14	410-44	Washer, Flat 1/2	2
15	9060-010	Shaft Collar, 3/8" id	2

ITEM	PART NO.	DESCRIPTION	QTY.
16	333-102-8	Screw, Button Hd. #10-32 x 1/2	4
17	410-010	Washer, Flat #10	4
18	333-34-12	Screw, Button Hd. 1/4-20 x 3/4	4
19	402-34	Washer, Lock 1/4	4
20	410-34	Washer, Flat 1/4	4
21	S-54	Stud, 1/2"	4
22	M-52	Flanged Bearing, 1/2" id.	4
23	54-27050-MS	Tube, Under Gantry	2
24	54-27048-L	Mini Hold Mount, Left	1
25	54-27150-MS	Mini Hold Loop, Gantry (33")	1
26	54-27149-MS	Mini Hold Loop, Attachment (30")	1
27	54-26048-M	Mini Hold Mount, Middle (120" + up)	1

MS-Machine Size
A/R - As Required

Eastman®

Over a Century of Cutting Expertise

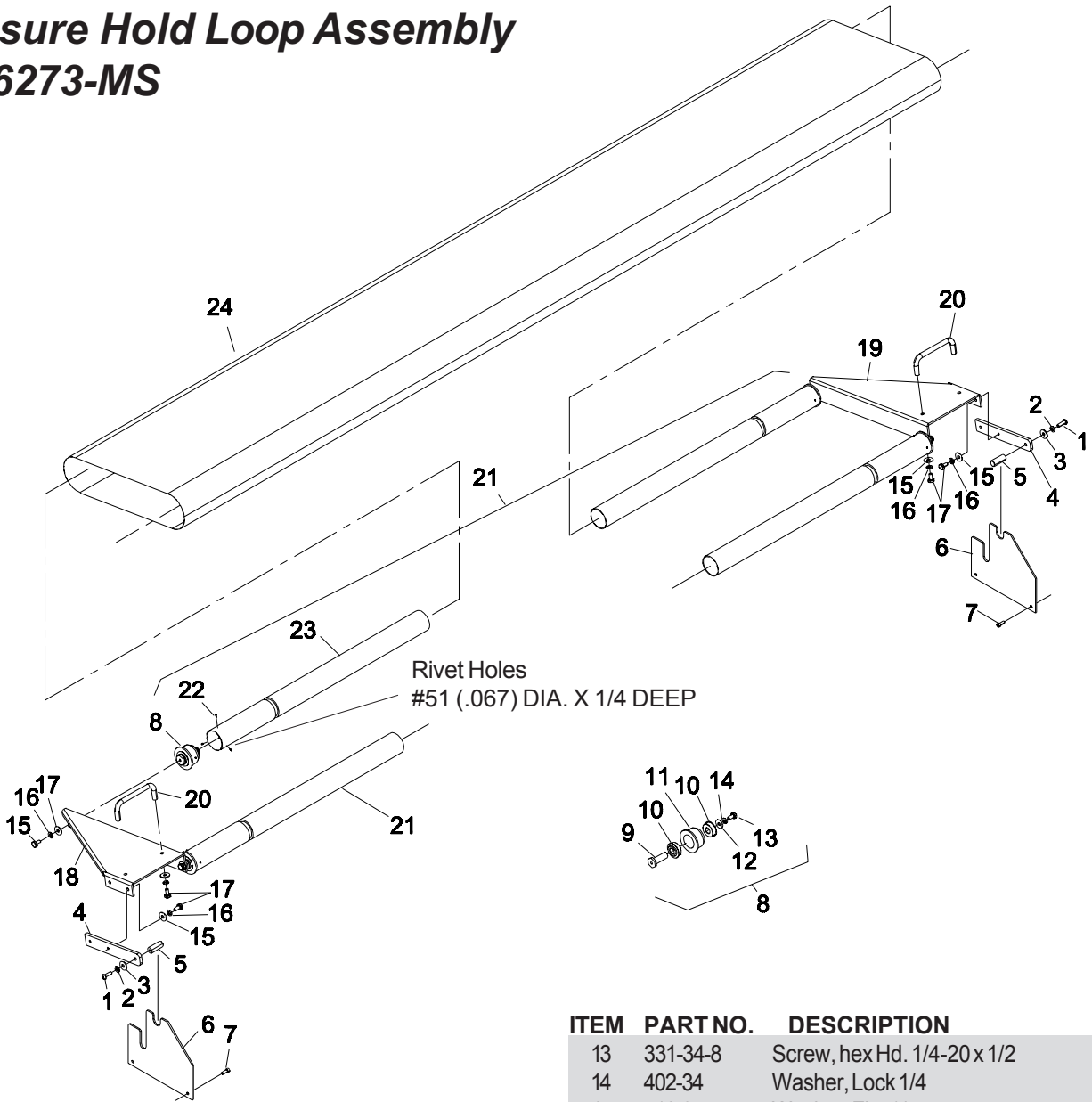
Eastman®

***Plastic Overlay Assembly
Consult Factory***

Consult Factory for Plastic Overlay Assistance

Pressure Hold Loop Assembly

68-26273-MS



ITEM	PART NO.	DESCRIPTION	QTY.
1	333-34-12	Screw, Button Hd. 1/4-20 x 3/4	2
2	402-34	Washer, Lock 1/4	2
3	410-34	Washer, Flat 1/4	2
4	54-27188	Link, Hold Down Loop	2
5	S-54	Stud, 1/2"	2
6	SK-21893	Guide Plate	2
7	335-102-8	Screw, Socket Hd. #10-32 x 1/8	4
8	67-26277	Bearing Hub Assembly	4
9	SY-12022-1	Stud, Bearing Roller Assembly	4
10	M-52	Bearing, 1/2" i.d.	8
11	54-27115	Hub, Bearing Roller Assembly	4
12	410-34	Washer, Flat 1/4	4

ITEM	PART NO.	DESCRIPTION	QTY.
13	331-34-8	Screw, hex Hd. 1/4-20 x 1/2	4
14	402-34	Washer, Lock 1/4	4
15	410-34	Washer, Flat 1/4	12
16	402-34	Washer, Lock 1/4	12
17	331-34-8	Screw, Hex Hd. 1/4-20 x 1/2	12
18	54-27046-R	Mini Hold Mount, Right	1
19	54-27046-L	Mini Hold Bracket, Left	1
20	9146-001	Handle, Lift	2
21	68-26241-MS	Roller Assembly, Complete	2
22	391-0-3	Press Rivet	12
23	54-27051-MS	Tube, External	2
24	54-27149-MS	Mini Hold Loop, Attachment (30")	1

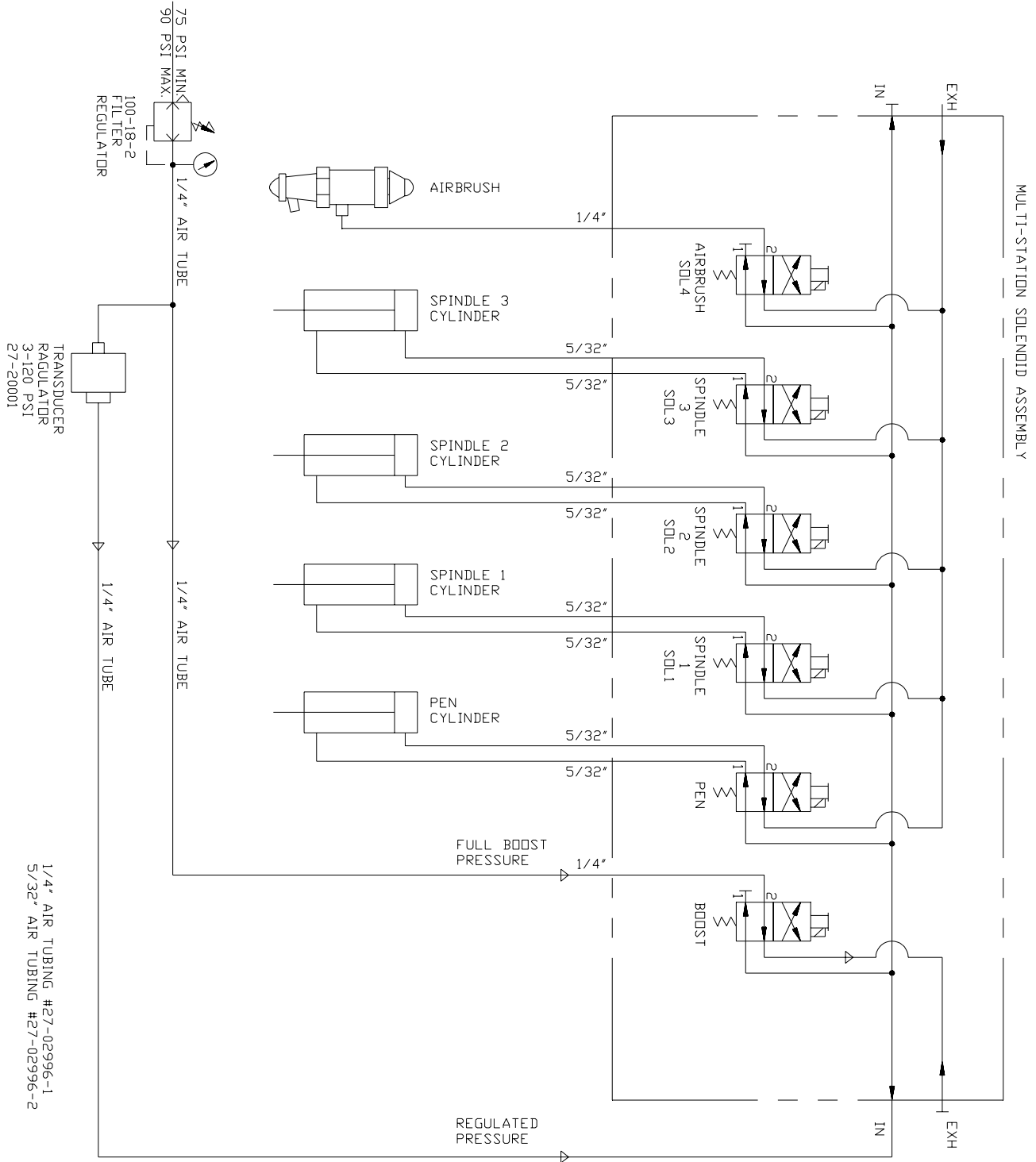
MS-Machine Size
A/R - As Required

Eastman®

Over a Century of Cutting Expertise

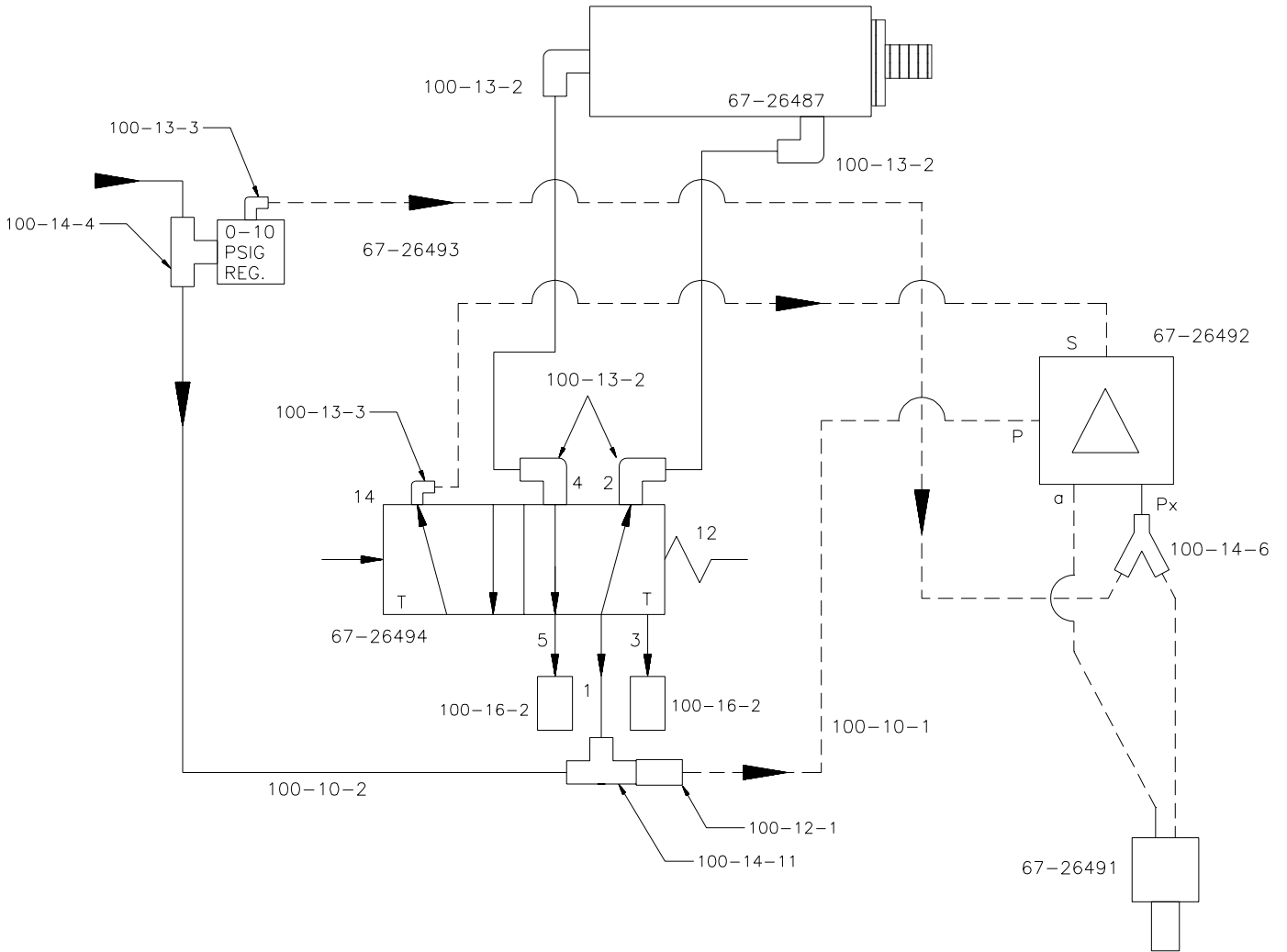
Gantry Pneumatic Diagram

31-9000-19



Belt Tracking Pneumatic Diagram

68-26184-P



Eastman®

Over a Century of Cutting Expertise

Service Record

Machine Serial No.: _____

Machine Voltage: _____

Date of Purchase: _____

Date	Type of Service Performed

Eastman®

Over a Century of Cutting Expertise

Technical Data EASTMAN® Eagle-C

Eagle-C

Maximum Gantry Speed*	60 in/sec. (150 cm/sec.)
Medium Speed Conveyor Speed*	28 in/sec. (70 cm/sec.)
High Speed Conveyor Speed*	40 in/sec. (100 cm/sec.)
Maximum Table Length	24ft. (366 cm.)
Cut Accuracy*	+/- .015" (+/- .4 mm)
Eagle Gantry Weight	Approx. 200 lbs. (145 kg)
Eagle Gantry Operating Voltage	110v; 60hz, 50hz
Blower Operating Voltage	220v; 60hz, 50hz
Power Requirement (Eagle Gantry)	110V/20A
(Blowers)	220V/25A
Minimum Operating Pressure	75 PSI
Volume of Air Service	5 SCFM

Information based on a standard 72" Maximum cutting capacity machine.

* Relative to the type and quality of fabric, Cutting speed, Pulling mode, Operational Settings etc.

Machine Size	Working Width	Conveyor Width	Overall Machine Width
60" (1530 mm)	60" (1530 mm)	81" (2469 mm)	94" (2865 mm)
66" (1680 mm)	66" (1680 mm)	87" (2652 mm)	100" (3048 mm)
72" (1830 mm)	72" (1830 mm)	93" (2835 mm)	106" (3230 mm)
78" (1980 mm)	78" (1980 mm)	99" (3018 mm)	112" (3413 mm)

Please allow 3 ft working clearance on all sides.

* For all other sizes consult factory.

Limited Warranty. Eastman warrants to the buyer that the equipment shall be free from defects in materials or workmanship for a period of 180 days commencing on the date of invoice. Any goods or parts claimed by the buyer to be defective must be returned to Eastman, freight charges prepaid, within the 180-day warranty period. If Eastman determines that the goods or parts are defective in materials or workmanship, Eastman's sole obligation under this warranty shall be, at Eastman's sole option, to repair or replace the defective goods or parts or to provide the buyer a credit equal to the portion of the purchase price allocable to the defective goods or parts. This warranty shall not apply if defects are caused by product misuse or neglect, if the machine has been altered or modified by the buyer, or if other than genuine Eastman belts, emery wheels, knives or parts are used in the machine. THIS WARRANTY IS THE ONLY WARRANTY APPLICABLE TO THIS PURCHASE. SELLER DISCLAIMS ALL OTHER WARRANTIES, EXPRESS OR IMPLIED, INCLUDING, BUT NOT LIMITED TO, THE IMPLIED WARRANTIES OF MERCHANTABILITY AND FITNESS FOR A PARTICULAR PURPOSE.

Limitation of Liability. Eastman's liability to the buyer, and the buyer's remedies from Eastman, whether in contract, negligence, tort, under any warranty or otherwise, shall be limited to the remedies provided in the foregoing Limited Warranty. In no event shall Eastman have any responsibility or liability to the buyer for (a) any special, indirect, incidental, or consequential damages, including, but not limited to, loss of use, revenue, or profit, even if Eastman has been advised of the possibility of such damages, or (b) any claim against the buyer by any third party. The price stated for the product sold is a consideration for limiting Eastman's liability.