

SINGER
410W10

INSTRUCTIONS FOR ORDERING

In ordering from this list, use **ONLY** the **PART** number in the **FIRST** column.

The number stamped on a Sewing Machine Part is the number of the Single Part only, except when the part includes Set Screws, Clamping Screws, Studs and Rollers Spun on, Small Wires riveted, or Parts soldered together, etc., which it is necessary to furnish in combination.

Every combination of parts sent out has its specific number which, although not stamped on Parts (except in above case), must be used when ordering the combination.

Each number always indicates the **SAME PART** in whatever list it appears, or for whatever Machine.

The letters after some of the numbers indicate the style of finish only, as follows:

- A. Hardened, Polished, Nickel Plated and Buffed.
- B. Polished, Nickel Plated and Buffed.
- C. Hardened only.
- D. Polished only.
- E. Soft, not polished.
- F. Hardened and Polished.
- H. Blued.
- J. Nickel Plated only.
- R. Merlized.
- X. Black Oxide, for Iron and Steel.
- XC. Hardened and Black Oxide, for Iron or Steel.
- Y. Black Nickel Plated only.

These letters **MUST BE USED** when they appear in the list and **AFTER** the number, as in the list.

In this series

1 to 1500, 200001 to 201500 and 350001 to 351500 are Screw Numbers.
 1501 to 1800, 201501 to 201800 and 351501 to 351800 are Nut Numbers.
 1801 to 2000, 201801 to 202000 and 351801 to 352000 are Roller Numbers.
 2001 to 50000 and 202001 to 350000 are Numbers of Machine Parts.

The figures in the second column refer only to the plate in which the illustration of the part is shown and are **NOT TO BE USED** in ordering.

Two or more numbers over a cut indicate that the difference between such parts is not visible in an illustration.

Parts marked with an asterisk (*) are furnished only when repairs are made at the factory.

LIST OF PARTS COMPLETE FOR



MACHINE No. 410w10

NEEDLE BAR TAKE-UP.

HIGH SPEED. SHORT ARM. DROP FEED.

SINGLE NEEDLE. SINGLE THREAD CHAIN STITCH.

FOR BASTING OR STITCHING LIGHT AND MEDIUM FABRICS.

No.	Plate	Arm	Name
*271201	-----	"	
270002	18308	"	Cover Plate (back)
200041X	18308	"	" " " Screw (2)
204235	18308	"	Position Pin (2)
200004E	18308	"	Screw (3)
202005	18308	"	" Washer (3)
*271202	18444	"	Shaft
271203	18444	"	" 271202 with 200333C, 200378C, 270005 and 271210
270004	18444	Arm	Shaft Ball Bearing (back)
270005	18444	"	" " " (front)
270926	18444	"	" Connection Belt (reinforced neoprene)

No.	Plate	Name
271127	18444	Arm Shaft Connection Belt Pulley with 200363AL,350492C and two 214206
350492C	18444	Arm Shaft Connection Belt Pulley Position Screw
200363AL	18444	Arm Shaft Connection Belt Pulley Set Screw
214206	18444	Arm Shaft Connection Belt Pulley Spring Flange
271204	18444	Balance Wheel (aluminum alloy casting) for "v" belt (outside diam. of belt groove 2.9 in.) rim diam. 4 in. with 350540C and 350541C
271205	18444	Balance Wheel 271204 with 270004
350540C	18444	" " Position Screw
350541C	18444	" " Set Screw
*271206	-----	Bed
270009	18308	" Slide
271207	18446	Face Plate with 200154F,247606,247607, 247619 and two 9543
350503H	18446	Face Plate Screw (7)
271131	18446	" " Thread Guide (adjustable)
200126H	18446	" " " " Screw (2)
143185	18363	Feed Bar Body with two each 1607C and 51220AL
51220AL	18363	Feed Bar Body Adjusting Screw
1607C	18363	" " " " Lock Nut
704C	18363	" " " Screw
143187	18363	Feed Bar (tilting,adjustable) complete,Nos.704C,143185 and 143186
270012	18363	Feed Bar Center (2)
200394C	18363	" " " Set Screw
235706	18363	" " Oiling Wick
270138	18363	" " " Holder
270139	18363	" " " " 270138 with 235706
143186	18363	Feed Bar Shank
52266	18363	" " Slide Block
52267	18363	" " " " 52266 with 125060
*125060	18363	" " " Stud
271208	18447	" Dog,for 271212
50117E	18447	" " Screw (2)
270013	18363	" Driving Connection
270014	18363	" " " 270013 with 270016
270015	18363	Feed Driving Connection Crank with 200040E
200040E	18363	Feed Driving Connection Crank Pinch Screw
200545C	18363	Feed Driving Connection Hinge Screw
201522E	18363	" " " " " Nut
270016	18363	" " " Needle Bearing
270017	18448	" " Eccentric
271101	18448	" " " Adjusting Disc
270137	18448	" " " " " Spring
271133	18448	Feed Driving Eccentric Adjusting Disc Spring Collar with 201220C

No.	Plate	Name
201220C	18448	Feed Driving Eccentric Adjusting Disc Spring Collar Position Screw
240231	18448	Feed Driving Eccentric Friction Gib
200369C	18448	" " " " " " Adjusting Screw
350101C	18448	Feed Driving Eccentric Friction Gib Adjusting Screw Set Screw
270020	18448	Feed Driving Flange with 200333C, 200346C,two each 200369C and 350101C
200333C	18448	Feed Driving Flange Position Screw
200346C	18448	" " " Set Screw
270021	18363	" " Rock Shaft with two 200394C
270022	18363	Feed Driving Rock Shaft Center (2)
201254C	18363	" " " " " Set Screw (2)
270013	18363	Feed Lifting Connection
270014	18363	" " " 270013 with 270016
270015	18363	Feed Lifting Connection Crank with 200040E
200040E	18363	Feed Lifting Connection Crank Pinch Screw
200545C	18363	Feed Lifting Connection Hinge Screw
201522E	18363	" " " " " Nut
270016	18363	" " " Needle Bearing
271124	18448	" " Eccentric with 200382C and 201220C
201220C	18448	Feed Lifting Eccentric Position Screw
200382C	18448	" " " Set Screw
270024	18363	" " Rock Shaft with 52267
270022	18363	" " " " Center (2)
201254C	18363	" " " " " Set Screw (2)
270140	18448	Feed Regulating Stud
240245	18448	" " " Retaining Spring
270026	18448	" " " Spring
270045	18445	Knee Lifter Lifting Link
270285	18308	" " " " Connection
200427C	18308	" " " " " Set Screw
200293C	18445	Knee Lifter Lifting Link Hinge Screw
270094	18308	" " " Rod
270048	18308	" " " " Connection
200434C	18308	" " " " " Set Screw
270049	18308	Knee Lifter Rock Shaft with 200427C and 200434C
271003	18448	Looper
270031	18448	" Driving Shaft
270032	18448	" " " Ball Bearing
270033	18448	" " " Bushing with 270200
270200	18448	Looper Driving Shaft Bushing Oil Packing (wick)
200362C	18448	Looper Driving Shaft Bushing Set Screw

No.	Plate	Name
270169	18448	Looper Driving Shaft Connection Belt Pulley with 214206 and two 200070C
200070C	18448	Looper Driving Shaft Connection Belt Pulley Set Screw
214206	18448	Looper Driving Shaft Connection Belt Pulley Spring Flange
271004	18448	Looper Driving Shaft Gear with 200382C, 201220C and 271006
201220C	18448	Looper Driving Shaft Gear Position Screw
200382C	18448	Looper Driving Shaft Gear Set Screw
271005	18448	" " " Oil Lead Wire
270038	18308	" " " Reservoir Cover
270039	18308	Looper Driving Shaft Oil Reservoir Cover Gasket
200041X	18308	Looper Driving Shaft Oil Reservoir Cover Screw (6)
*271006	-----	Looper Driving Shaft Oil Slinger
271007	18448	" Idler Shaft
271008	18448	" " " Collar with two 50150AL
50150AL	18448	Looper Idler Shaft Collar Set Screw
271009	18448	" " " Needle Bearing
200F	18448	" Set Screw
271010	18448	" Shaft
271044	18448	" " Bushing
271045	18448	" " " 271044 with 271007, 271008, 271010, 271013, 271046, two each 270653 and 271009
200917C	18448	Looper Shaft Bushing Position Screw
271013	18448	" " Collar with 200F and 462AL
462AL	18448	Looper Shaft Collar Set Screw
271046	18448	" " Friction Plate
270653	18448	" " Needle Bearing
271031	18448	Needle and Loop Guide
200082D	18448	" " " Screw
271135	18445	" Bar with 200141F
270124	18445	" " Bushing (lower)
270261	18445	" " " (upper)
350489AL	18445	" " " Set Screw
270053	18445	" " Connecting Link
270054	18445	" " " 270053 with 270043
270055	18445	Needle Bar Connecting Link Guide Block
200054E	18445	Needle Bar Connecting Link Guide Block Screw (2)
271209	18445	Needle Bar Connecting Link Hinge Stud with 222598
222598	18445	Needle Bar Connecting Link Hinge Stud Oil Packing (wick)
200374C	18444	Needle Bar Connecting Link Hinge Stud Set Screw
270043	18445	Needle Bar Connecting Link Needle Bearing

No.	Plate	Name
271137	18445	Needle Bar Connecting Link Thrust Washer
270057	18445	Needle Bar Connecting Stud with 200086C and 202330
202330	18445	Needle Bar Connecting Stud Oil Packing (wick)
200086C	18445	Needle Bar Connecting Stud Pinch Screw
*271210	18444	" " Crank with two 200374C
200333C	18444	" " " Position Screw
200378C	18444	" " " " " Check Screw
270058	18445	Needle Bar Oiling Felt (2)
200141F	18445	" Set Screw
270059	18445	Presser Bar with 176X
270060	18445	" " Bushing
270061	18445	" " Lifter
350442C	18445	" " " Hinge Screw
270062	18445	" " Lifting Releasing Lever Bracket
270095	18445	Presser Bar Lifting Releasing Lever Bracket Spring
270063	18445	Presser Bar Position Guide with 200196E and 350411C
350411C	18445	Presser Bar Position Guide Pinch Screw
270064	18308	" " Spring
350435C	18308	" " " Screw (pressure regulating)
350499XC	18308	Presser Bar Spring Screw Stud
271211	18447	" Foot
176X	18445	" " Screw
2102	18446	Tension Disc
270076	18445	" Releaser (adjustable)
200132E	18445	" " Screw
32572	18446	" Releasing Disc
270086	18446	" " Pin
13710	18446	" Spring
50304C	18446	" Stud
52098	18446	" " 50304C with 1560C
50305C	18446	" " Set Screw
52083	18446	" " Socket with 50305C
446C	18446	" " " Set Screw
1560C	18446	" Thumb Nut
271213	18446	Tension complete, Nos. 13710, 32572, 52083, 52098, 270086 and two 2102
247606	18446	Thread Check Bracket
247607	18446	" " Cap
9543	18446	" " Disc
200154F	18446	" " Screw
247619	18446	" " Spring
271017	18446	" Guide
263118	18445	" " (on Needle Bar Bushing)
201527H	18446	" " Lock Nut
271029	18446	" Retainer
200355H	18446	" " Set Screw
271140	18445	" Take-up with 200066E
200066E	18445	" " Pinch Screw
271212	18447	Throat Plate, for 271208
691F	18447	" " Screw (2)

ACCESSORIES

No.	Plate	Name
50190W	18308	Attachment Screw
25878	18300	Guide
270155	18448	Looper Driving Shaft Oil Reservoir Oil Gauge
24 x 1	-----	Needles, six, size 14
228478	18311	Drip Pan with four 3/4 in. wire nails
12361	18300	Machine Hinge Connection (2)
41400	18300	" Rest Pin (wood)
228493	-----	Oiler 120342 filled with Oil
120342	18300	" (copper plated) with 120343
120343	18300	" Spout (3-1/2 in. long)
259477	18300	Screw Driver, 5 in. long

KNEE LIFTER

228359	18311	Rock Lever with two 350231C
228486	18311	" " Bracket with 200347C and three wood screws 7/8 in., No. 12
228361	18311	Rock Lever Bracket 228486 with 228359, 228363, 228367, 228386 and 228455
228370	18311	Rock Lever Extension with 200529C
350231C	18311	" " " Set Screw
228363	18311	" " Hinge Pin
228364	18311	" " Knee Plate with 350231C
228388	18311	" " " " Arm
350231C	18311	" " " " " Set Screw
350231C	18311	" " " " " Set Screw
228455	18311	" " Position Spring
228365	18311	" " Rod
200529C	18311	" " " Set Screw
228386	18311	" " Spring
228367	18311	" " Stop Stud
200347C	18311	" " " " " Set Screw
228371	18311	Knee Lifter Rock Lever complete, Nos. 228361, 228364, 228365, 228370 and 228388

(Other Knee Lifter Parts are listed with parts
of machine head)

NUMERICAL LIST OF PARTS

No.	Plate	Name
176X	18448	Attachment Screw
200347C	18311	Bracket with 200347C and three wood screws 7/8 in., No. 12
228359	18311	Rock Lever with two 350231C
228486	18311	" " Bracket with 200347C and three wood screws 7/8 in., No. 12
228361	18311	Rock Lever Bracket 228486 with 228359, 228363, 228367, 228386 and 228455
228370	18311	Rock Lever Extension with 200529C
350231C	18311	" " " Set Screw
228363	18311	" " Hinge Pin
228364	18311	" " Knee Plate with 350231C
228388	18311	" " " " Arm
350231C	18311	" " " " " Set Screw
350231C	18311	" " " " " Set Screw
228455	18311	" " Position Spring
228365	18311	" " Rod
200529C	18311	" " " Set Screw
228386	18311	" " Spring
228367	18311	" " Stop Stud
200347C	18311	" " " " " Set Screw
228371	18311	Knee Lifter Rock Lever complete, Nos. 228361, 228364, 228365, 228370 and 228388

NUMERICAL
LIST
OF PARTS

18300 - 1/2

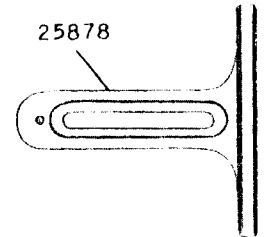
259477



41400

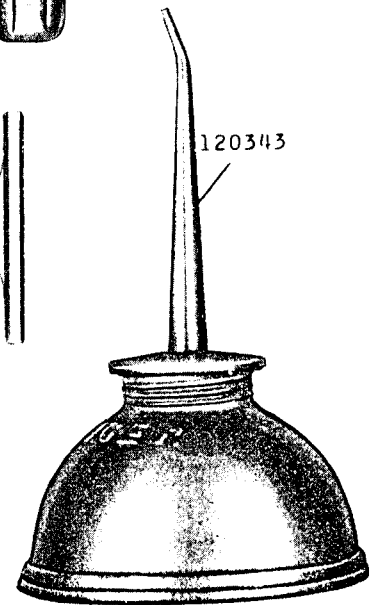


120342

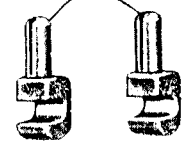


25878

120343



12361



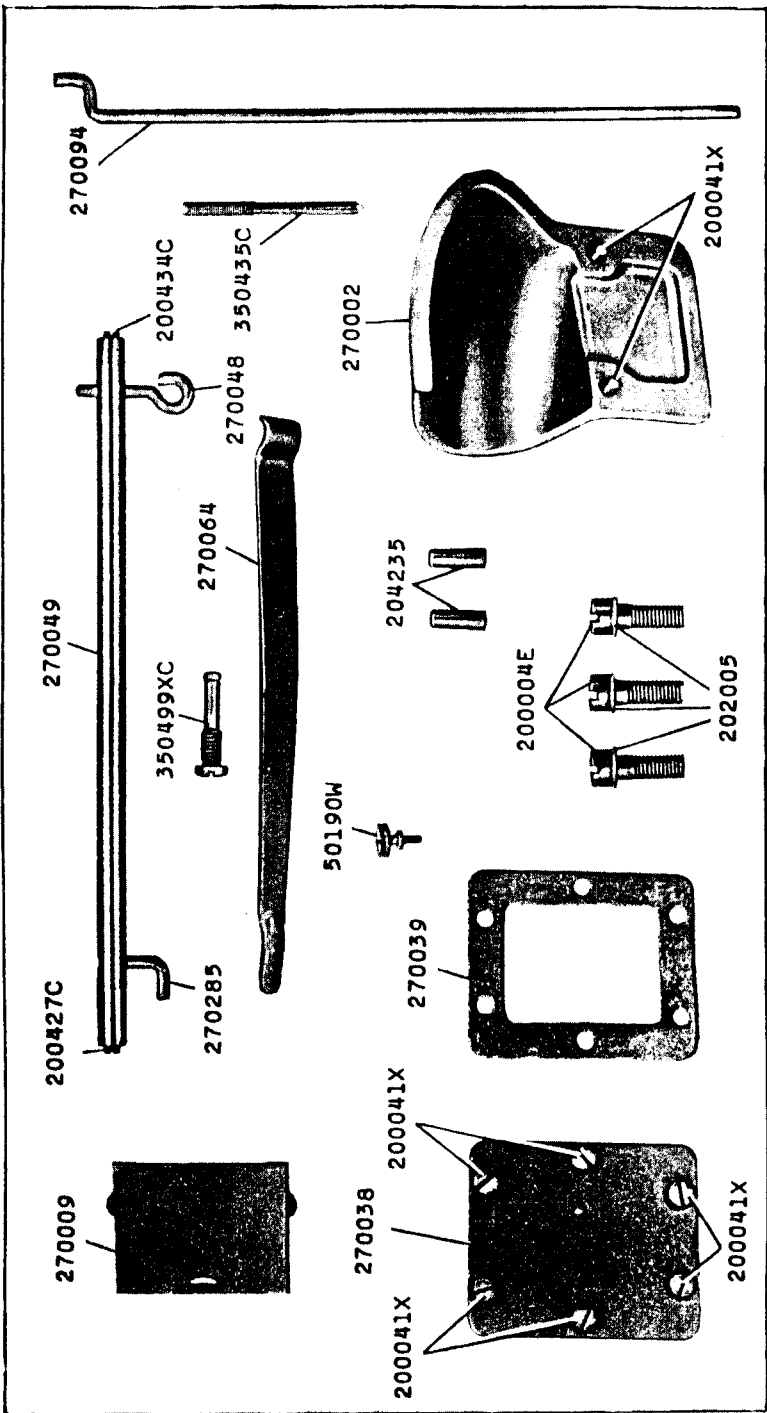
ILLUSTRATIONS

OF
PARTS

These parts are made to order
by SINGER MACHINE CO.
and are not to be used on
any other make of machine.

For further information
write to SINGER MACHINE CO.
NEW YORK, N. Y.

18308 - 3/8



18311 - 1/4

