

SINGER
505W1

PRICE LIST

OF

PARTS



MACHINE No. 505w1

INDEX

	PAGE
ACCESSORIES.....	9
MACHINE No. 505w1.....	7
NUMERICAL LIST OF PARTS.....	11

THE SINGER MANUFACTURING COMPANY

Instructions for Ordering

In ordering from this list, use **ONLY** the **PART** number in the **FIRST** column.

The number stamped on a Sewing Machine Part is the number of the Single Part only, except when the part includes Set Screws, Clamping Screws, Studs and Rollers Spun on, Small Wires riveted, or Parts soldered together, etc., which it is necessary to furnish in combination.

Every combination of parts sent out has its specific number which, although not stamped on Parts (except in above cases) must be used when ordering the combination.

Each number always indicates the **SAME PART** in whatever list it appears, or for whatever Machine.

The letters after some of the numbers indicate the style of finish only, as follows:

- A. Hardened, Polished and Plated.
- B. Polished and Plated.
- C. Hardened only.
- D. Polished only.
- E. Soft, not polished.
- F. Hardened and Polished.
- H. Blued.

These letters **MUST BE USED** when they appear in the list and **AFTER** the number, as in the list.

The figures in the second column refer only to the plate in which the illustration of the part is shown and are **NOT TO BE USED** in ordering.

Two or more numbers over a cut indicate that the difference between such parts is not visible in an illustration.

Parts marked with an asterisk (*) are furnished only when repairs are made at the factory.

LIST OF PARTS COMPLETE

FOR

MACHINE No. 505w1

For Beading or Turning Shoe Uppers, Button Flies, Etc.

No.	Plate	Name	Each
260901	14853	Anvil	\$2 00
260902	14854	" Adjusting Nut	1 00
200363c	14854	" " " Set Screw (2)	03
202355	14854	" " " " Packing (brass) (2)	01
260903	—	Anvil Adjusting Nut Washer (leather) ..	05
260904	14854	" Pressure Regulating Nut	1 00
260905	14854	" Spring	05
260906	14853	Bead Forming Finger (movable)	3 00
260907	14853	" " " (stationary)	1 50
260908	14854	" " " " Position Screw	35
260909	14854	Bead Forming Finger Driving Eccentric with two 201007c	1 75
201007c	14854	Bead Forming Finger Driving Eccentric Position Screw	03
260910	14853	Bead Forming Finger Driving Shaft	1 00
260911	14854	" " " " " Gear (spiral) with two 200383c	3 00
200383c	14854	Bead Forming Finger Driving Shaft Gear Set Screw	02
260912	14854	Bead Forming Finger Hinge Screw Stud	1 00
260913	14854	" " " Slide Block	85
260914	14855	Belt Shifter with 200363c and 260930 ...	75
260930	14855	" " Guide Stud	07
260915	14855	" " Knob with 455c	60
455c	14855	" " Set Screw	02
200363c	14854	" " Set Screw	03
260916	14853	" " Shaft	25
260917	14853	Driving Pulley (loose)	1 50
260918	14853	" " (tight) with 200352c and 200363c	1 50
200352c	14854	Driving Pulley (tight) Position Screw ..	03
200363c	14854	" " " Set Screw	03
260919	14856	" Shaft	1 50
260019	14854	" " Collar with two 200374c	75
200374c	14854	" " " Set Screw	02

No.	Plate	Name	Each
*260920	—	Frame	\$ —
260921	14856	Pounding Lever with 200342c	4 00
260922	14856	“ “ Connection with 200368u, two each 200027E and 202277	2 50
260928	14855	Pounding Lever Connection Hinge Pin ...	15
200368H	14855	“ “ “ “ “ Set Screw	02
202277	—	Pounding Lever Connection Oil Packing (wick)	01
200027E	14855	Pounding Lever Connection Screw	04
260925	14855	“ “ Driving Eccentric and Gear	6 00
260006	14855	Pounding Lever Driving Eccentric and Gear Position Pin	02
260926	14856	Pounding Lever Guard	1 50
200327C	14855	“ “ “ Set Screw	04
200342C	14854	“ “ Set Screw	03
260927	14856	“ “ Shaft	35

ACCESSORIES

No.	Plate	Name	Each
260929	14856	Anvil Adjusting Rod with 260004	\$ 30
260004	14856	“ (lower) Adjusting Rod Chain	03
260932	—	Drip Pan (cast iron) with three wood screws 1 $\frac{3}{4}$ in., No. 14	2 50
260933	14855	Frame Screw	12
36578	14856	Oiler with 36579	10
36579	14856	“ Spout, 3 in. long	06
		Four wood screws 1 $\frac{3}{4}$ in., No. 14.	

NUMERICAL LIST OF PARTS

NUMERICAL LIST OF PARTS FOR MACHINE No. 505w1

No.	Plate	Name	Each
455c	14855	Belt Shifter Knob Set Screw, for 260915	\$ 02
36578	14856	Oiler with 36579	10
36579	14856	" Spout, 3 in. long, for 36578	06
200027c	14855	Pounding Lever Connection Screw, for 260922	04
200327c	14855	Pounding Lever Guard Set Screw	04
200342c	14854	" " Set Screw, for 260921	03
200352c	14854	Driving Pulley (tight) Position Screw, for 260918	03
200363c	14854	Anvil Adjusting Nut Set Screw	03
200363c	14854	Belt Shifter Set Screw, for 260914	03
200363c	14854	Driving Pulley (tight) Set Screw, for 260918	03
200368u	14855	Pounding Lever Connection Hinge Pin Set Screw, for 260922	02
200374c	14854	Driving Shaft Collar Set Screw, for 260019	02
200383c	14854	Bead Forming Finger Driving Shaft Gear Set Screw, for 260911	02
201007c	14854	Bead Forming Finger Driving Eccentric Position Screw, for 260909	03
202277	----	Pounding Lever Connection Oil Packing (wick), for 260922	01
202355	14854	Anvil Adjusting Nut Set Screw Packing (brass)	01
260004	14856	Anvil (lower) Adjusting Rod Chain, for 260929	03
260006	14855	Pounding Lever Driving Eccentric and Gear Position Pin	02
260019	14854	Driving Shaft Collar with two 200374c	75
260901	14853	Anvil	2 00
260902	14854	" Adjusting Nut	1 00
260903	----	" " " Washer (leather)	05
260904	14854	" Pressure Regulating Nut	1 00
260905	14854	" Spring	05
260906	14853	Bead Forming Finger (movable)	3 00
260907	14853	" " " (stationary)	1 50
260908	14854	" " " Position Screw	35
260909	14854	" " " Driving Eccentric with two 201007c	1 75
260910	14853	Bead Forming Finger Driving Shaft	1 00
260911	14854	" " " " Gear (spiral) with two 200383c	3 00

Numerical List of Parts

No.	Plate	Name	Each
260912	14854	Head Forming Finger Hinge Screw Stud	\$1 00
260913	14854	" " " Slide Block	85
260914	14855	Belt Shifter with 200363c and 260930	75
260915	14855	" " Knob with 455c	60
260916	14853	" " Shaft	25
260917	14853	Driving Pulley (loose)	1 50
260918	14853	" " (tight) with 200352c and 200363c	1 50
260919	14856	Driving Shaft	1 50
*260920	—	Frame	—
260921	14856	Pounding Lever with 200342c	4 00
260922	14856	" " Connection with 200368n, two each 200027e and 202277	2 50
260925	14855	Pounding Lever Driving Eccentric and Gear	6 00
260926	14856	Pounding Lever Guard	1 50
260927	14856	" " Shaft	35
260928	14855	" " Connection Hinge Pin	15
260929	14856	Anvil Adjusting Rod with 260004	30
260930	14855	Belt Shifter Guide Stud, for 260914	07
260932	—	Drip Pan (cast iron) with three wood screws 1 $\frac{3}{4}$ in., No. 14	2 50
260933	14855	Frame Screw	12


ILLUSTRATIONS OF PARTS

FOR

MACHINE No. 505w1

PLATE 14853-ONE-HALF SIZE


260901 260906 260907 260910



260916



260917



260918

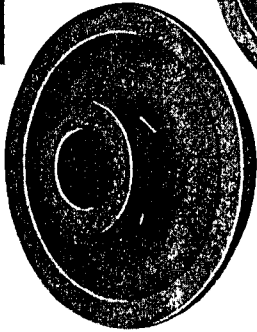


PLATE 14854-FULL SIZE




PLATE 14855-FULL SIZE

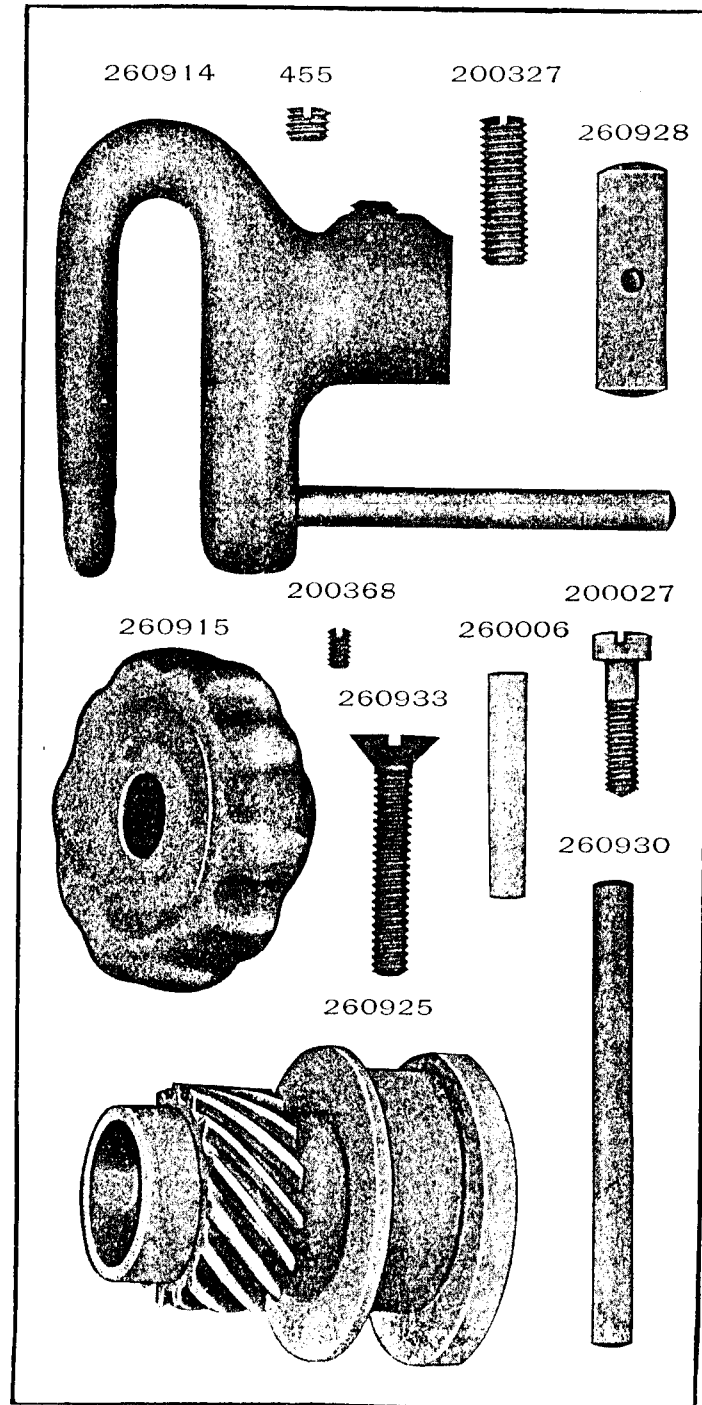


PLATE 14856-ONE-HALF SIZE

