

SINGER
400W9

Form 2922w

(147)

Printed in U. S. A.

LIST OF PARTS



MACHINE No. 400w9

THE SINGER MANUFACTURING COMPANY

INDEX

	Page
Accessories	12
Bobbin Winders	12-13
Knee Lifter	14
Machine No. 400w9	5
Numerical List of Parts	15

INSTRUCTIONS FOR ORDERING

LIST OF PARTS COMPLETE

FOR

In ordering from this list, use ONLY the PART number in the FIRST column.

The number stamped on a Sewing Machine Part is the number of the Single Part only, except when the part includes Set Screws, Clamping Screws, Studs and Rollers Spun on, Small Wires riveted, or Parts soldered together, etc., which it is necessary to furnish in combination.

Every combination of parts sent out has its specific number which, although not stamped on Parts (except in above case), must be used when ordering the combination.

Each number always indicates the SAME PART in whatever list it appears, or for whatever Machine.

The letters after some of the numbers indicate the style of finish only, as follows:

- A. Hardened, Polished, Nickel Plated and Buffed.
- B. Polished, Nickel Plated and Buffed.
- C. Hardened only.
- D. Polished only.
- E. Soft, not polished.
- F. Hardened and Polished.
- H. Blued.
- J. Nickel Plated only.
- R. Merlized.
- X. Black Oxide.
- XC. Hardened and Black Oxide.
- Y. Black Nickel only.

These letters MUST BE USED when they appear in the list and AFTER the number, as in the list.


In this series:

200001 to 201500 and 350001 to 351500 are Screw Numbers.
 201501 to 201800 and 351501 to 351800 are Nut Numbers.
 201801 to 202000 and 351801 to 352000 are Roller Numbers.
 202001 to 350000 are Numbers of Machine Parts.

The figures in the second column refer only to the plate in which the illustration of the part is shown and are NOT TO BE USED in ordering.

Two or more numbers over a cut indicate that the difference between such parts is not visible in an illustration.

Parts marked with an asterisk (*) are furnished when repairs are made at the factory.



MACHINE No. 400w9

DOUBLE ROTARY DISC TAKE-UP

HIGH SPEED, CYLINDER BED BASE, DROP FEED

SINGLE NEEDLE, LOCK STITCH

For Stitching Tubular Articles

No.	Plate	Name
*270001	-----	Arm
270002	18289	" Cover Plate (back)
200041X	18289	" " " Screw (2)
204235	18289	" Position Pin (2)
200004E	18289	" Screw (3)
202005	18289	" " Washer (3)
*270084	18301	" Shaft
270177	18301	" " 270084 with 200333C, 200378C, 270005 and 270099
270004	18301	Arm Shaft Ball Bearing (back)
270005	18301	" " " " (front)
270167	18301	" " Connection Belt
270168	18301	" " " " Pulley and Rotary Take-up Driving Pulley with 200363AL, 350492C and three 214206
350492C	18301	Arm Shaft Connection Belt Pulley Position Screw
200363AL	18301	Arm Shaft Connection Belt Pulley Set Screw

No.	Plate	Name
214206	18301	Arm Shaft Connection Belt Pulley Spring Flange
270104	18301	Balance Wheel (belt groove 1-13/16 in. diam.) with two 200354AL
270105	18301	Balance Wheel 270104 with 270004, 270123 and two 350503H
270106	18301	Balance Wheel "V" belt groove (outside diam. of belt groove 2.9 in.) with two 200354AL
270107	18301	Balance Wheel 270106 with 270004, 270102 and two 350503H
Note: Balance Wheel 270107 is furnished with this machine unless otherwise specified on order.		
270102	18301	Balance Wheel Cap
270123	18301	" " "
350503H	18301	" " " Screw
200354AL	18301	" " " Set Screw
*270471	-----	Bed
270472	-----	" Base (5 in. high)
203184	18289	" Clamp
200262H	18289	" " Hinge Screw
202622	18289	" " Packing Washer
200728X	18289	" " Thumb Screw
203185	18289	" " Washer
202618	18289	" Hinge
200060H	18289	" " Screw (6)
270404	18289	" Slide
270144	18307	Face Plate
350503H	18307	" " Screw (5)
1607C	18363	Feed Bar Adjusting Screw Lock Nut
143185	18363	" " Body with two each 1607C and 51220AL
51220AL	18363	Feed Bar Body Adjusting Screw
704C	18363	" " " Screw
270012	18363	" " Center (2)
200394C	18363	" " " Set Screw (2)
235706	18363	" " Oiling Wick
270138	18363	" " " " Holder
270139	18363	" " " " " 270138 with 235706
143186	18363	Feed Bar Shank
52266	18363	" " Slide Block
52267	18363	" " " " 52266 with 125060
*125060	18363	" " " " Stud
143187	18363	Feed Bar (tilting, adjustable) complete, Nos. 704C, 143185 and 143186
52031	18364	Feed Dog, 19 teeth (22 teeth to the inch)
50117E	18364	Feed Dog Screw (2)
270013	18363	" Driving Connection
270014	18363	" " " 270013 with 270016
270015	18363	Feed Driving Connection Crank with 200040E
200040E	18363	Feed Driving Connection Crank Pinch Screw

No.	Plate	Name
200545C	18363	Feed Driving Connection Hinge Screw
201522E	18363	" " " " " Nut
270016	18363	" " " Needle Bearing
270017	18304	" " Eccentric
270018	18304	" " " Adjusting Disc
270137	18304	" " " " " Spring
270019	18304	" " " " " "
Collar with 201220C		
201220C	18304	Feed Driving Eccentric Adjusting Disc Spring Collar Position Screw
240231	18304	Feed Driving Eccentric Friction Gib
200369C	18304	" " " " "
Adjusting Screw		
350101C	18304	Feed Driving Eccentric Friction Gib Adjusting Screw Set Screw
270020	18304	Feed Driving Flange with 200333C, 200346C, two each 200369C and 350101C
200333C	18304	Feed Driving Flange Position Screw
200346C	18304	" " " Set Screw
270021	18363	" " Rock Shaft with two 200394C
270022	18363	" " " " Center (2)
350277C	18363	" " " " " Set Screw (2)
270013	18363	Feed Lifting Connection
270014	18363	" " " 270013 with 270016
270015	18363	Feed Lifting Connection Crank with 200040E
200040E	18363	Feed Lifting Connection Crank Pinch Screw
200545C	18363	Feed Lifting Connection Hinge Screw
201522E	18363	" " " " " Nut
270016	18363	" " " Needle Bearing
270023	18304	" " Eccentric with 200382C and 201220C
201220C	18304	Feed Lifting Eccentric Position Screw
200382C	18304	" " " Set Screw
270024	18363	" " Rock Shaft with 52267
270022	18363	" " " " Center (2)
350277C	18363	" " " " " Set Screw (2)
270140	18304	Feed Regulating Stud
270026	18304	" " " Spring
240245	18304	" " " Retaining Spring
270045	18306	Knee Lifter Lifting Link
270285	18289	" " " " Connection
200427C	18289	" " " " " Set Screw
200293C	18306	Knee Lifter Lifting Link Hinge Screw
270094	18289	" " " Rod
270048	18289	" " " " Connection
200434C	18289	" " " " " Set Screw
270049	18289	Knee Lifter Rock Shaft with 200427C and 200434C

No.	Plate	Name
270050	18306	Needle Bar with 350445F
270124	18306	" " Bushing (lower)
270261	18306	" " " (upper)
350489AL	18306	" " " Set Screw
270053	18306	" " Connecting Link
270054	18306	" " " " 270053 with 270043
270055	18306	Needle Bar Connecting Link Guide Block
200054E	18306	" " " " " " Screw (2)
270143	18306	Needle Bar Connecting Link Hinge Stud with 210983 and 222598
222598	18306	Needle Bar Connecting Link Hinge Stud Oil Packing (wick)
200374C	18301	Needle Bar Connecting Link Hinge Stud Set Screw
270043	18306	Needle Bar Connecting Link Needle Bearing
270100	18306	Needle Bar Connecting Link Thrust Washer
270057	18306	Needle Bar Connecting Stud with 200086C and 202330
202330	18306	Needle Bar Connecting Stud Oil Packing (wick)
200086C	18306	Needle Bar Connecting Stud Pinch Screw
*270099	18301	" " Crank with two 200374C
200333C	18301	" " " Position Screw
200378C	18301	" " " " " Check Screw
270058	18306	Needle Bar Oiling Felt
350445F	18306	" Set Screw
270059	18306	Presser Bar with 176J
270060	18306	" " Bushing
270061	18306	" " Lifter
350442C	18306	" " " Hinge Screw
270062	18306	" " Lifting Releasing Lever Bracket
270095	18306	Presser Bar Lifting Releasing Lever Bracket Spring
270063	18306	Presser Bar Position Guide with 200196E and 350411C
350411C	18306	Presser Bar Position Guide Pinch Screw
270064	18289	" " Spring
350435C	18289	" " " Screw (pressure regulating)
350499XC	18289	Presser Bar Spring Screw Stud
62527	18364	" Foot Hinge Pin
62925	18364	" " Plate
62926	18364	" " Shank
26231	18364	" " Spring
62927	18364	Presser Foot (spring hinged) complete, Nos. 26231, 62527, 62925 and 62926
176J	18306	Presser Foot Screw
270145	18307	Rotary Take-up (large)
210983	18306	" " " Position Pin

No.	Plate	Name
	401D 18307	Rotary Take-up (large) Screw (2)
270146	18302	" " (small) with 270147 and 350418C
270068	18302	Rotary Take-up (small) Driving Shaft
270032	18302	" " " " "
		Ball Bearing (2)
270069	18302	Rotary Take-up (small) Driving Shaft Connection Belt
270072	18302	Rotary Take-up (small) Driving Shaft Pulley with two 200382C
200382C	18302	Rotary Take-up (small) Driving Shaft Pulley Set Screw
350418C	18302	Rotary Take-up (small) Set Screw
270147	18302	" " " Thread Cast-off Pin
270148	18307	Rotary Take-up Guard
350503H	18307	" " " Screw (3)
270178	18303	Rotating Hook with 143301 and two 1253AL
270179	18303	Rotating Hook 270178 with 143351, 270083 and four 1053E
270172	18303	Rotating Hook 270179 with 40274, 270174 and three 1367E
270173	18303	Rotating Hook 270172 with 52237
270010	18303	" " Bobbin
52235	18303	" " " Case
52236	18303	" " " " 52235 with 591F, 1380E and 40394
40393	18303	Rotating Hook Bobbin Case Hinge Nos. 2974, 40392 and 125320
270174	18303	Rotating Hook Bobbin Case Holder (chromium plated)
52018	18303	Rotating Hook Bobbin Case Holder Posi- tion Bracket
200077D	18303	Rotating Hook Bobbin Case Holder Posi- tion Bracket Screw
40392	18303	Rotating Hook Bobbin Case Latch
125320	18303	" " " " " Lever
2974	18303	" " " " " "
		Fulcrum Pin
2975	18303	Rotating Hook Bobbin Case Latch Spring
592E	18303	" " " " " Stop Screw
40394	18303	Rotating Hook Bobbin Case Tension Spring
591F	18303	Rotating Hook Bobbin Case Tension Spring Regulating Screw
1380E	18303	Rotating Hook Bobbin Case Tension Spring Screw
52237	18303	Rotating Hook Bobbin Case complete, Nos. 592E, 2975, 40393 and 52236
270175	18303	Rotating Hook Bobbin Case 52237 with 270174
270031	18304	Rotating Hook Driving Shaft
270032	18304	" " " " Ball Bearing

No.	Plate	Name
270033	18304	Rotating Hook Driving Shaft Bushing with 222598
222598	18304	Rotating Hook Driving Shaft Bushing Oil Packing (wick)
200362C	18304	Rotating Hook Driving Shaft Bushing Set Screw
270169	18304	Rotating Hook Driving Shaft Connection Belt Pulley with 214206 and two 200070C
200070C	18304	Rotating Hook Driving Shaft Connection Belt Pulley Set Screw
214206	18304	Rotating Hook Driving Shaft Connection Belt Pulley Spring Flange
270035	18304	Rotating Hook Driving Shaft Gear (internal teeth) with 200382C and 201220C
201220C	18304	Rotating Hook Driving Shaft Gear Position Screw
200382C	18304	Rotating Hook Driving Shaft Gear Set Screw
270036	18304	Rotating Hook Driving Shaft Oil Lead Wire
270038	18289	Rotating Hook Oil Reservoir Cover
270039	18289	" " " " " " Gasket
200041X	18289	Rotating Hook Oil Reservoir Cover Screw (6)
270155	18304	Rotating Hook Oil Reservoir Oil Gauge
143301	18303	" " " Wick (felt)
40274	18303	" " Section
1367E	18303	" " Screw
1253AL	18303	" " Set Screw
270162	18304	" " Shaft
270163	18304	" " Bushing
268258	18304	" " " Oil Packing (wick)
350277C	18304	Rotating Hook Shaft Bushing Set Screw
270164	18304	" " " End Bearing
201215D	18304	" " " " Screw
202423	18304	" " " Oil Filter Wick
143349	18304	" " " " " " Holder
270176	18304	Rotating Hook Shaft Oil Filter complete, Nos. 143349 and 202423
350498E	18304	Rotating Hook Shaft Oil Regulating Screw
270044	18304	Rotating Hook Shaft Thrust Washer
270166	18304	Rotating Hook Shaft Bushing complete, Nos. 268258, 270044, 270162 to 270164, 270176, 350498E and two 201215D
270083	18303	Rotating Hook Thread Guard
1053E	18303	" " " " Screw
143351	18303	" " Wiper (leather)
2102	18307	Tension Disc
270076	18306	" Releaser (adjustable)

No.	Plate	Name
200132E	18306	Tension Releaser Screw
32572	18307	" Releasing Disc
270086	18307	" " Pin
13710	18307	" Spring
50304C	18307	" Stud
52098	18307	" " 50304C with 1560C
50305C	18307	" " Set Screw
1560C	18307	" Thumb Nut
270087	18307	Tension complete, Nos. 13710, 32572, 52082, 52083, 52098, 270086 and two 2102
270096	18307	Thread Guide
236245	18307	" " (lower)
270149	18307	" " (upper)
270077	18306	" " (on needle bar bushing)
350503H	18307	" " Screw (2)
270079	18306	" Pull-off
200196E	18306	" " Set Screw
270080	18307	" Retainer
200355H	18307	" " Set Screw
270150	18307	" Severing Finger
270151	18307	" " " Guard
350486XC	18307	" " " " Hinge Screw
270156	18307	" " " " " " " " Spring Washer
200567H	18307	Thread Severing Finger Screw
52082	18307	" Take-up Spring
52083	18307	" " " Regulator with 50305C
446C	18307	Thread Take-up Spring Regulator Set Screw
52032XC	18364	Throat Plate (large needle hole)
52033XC	18364	" " (small needle hole)
143272XC	18364	" " (medium needle hole)
Note: Throat Plate 143272 is furnished with this machine unless otherwise specified on order.		
691F	18364	Throat Plate Screw (2)

ACCESSORIES

No.	Plate	Name
50190W	18289	Attachment Thumb Screw
270010	18303	Bobbin (2)
25878	18365	Guide
88 x 1	-----	Needles, six, size 16
*250521	-----	Screw Driver Blade
*225483	-----	" " Handle
250522	18365	Screw Driver (for needle set screw) complete, Nos. 225483 and 250521
228453	18365	Auxiliary Knee Lifter Rock Lever Rod with 227785
*227785	-----	Auxiliary Knee Lifter Rock Lever Rod Cap
51078	18365	Machine Bolt (4)
6055	18365	" " Washer (4)
228454	18365	" Cushion (felt) (2)
41401	18365	" Rest Pin (wood)
120342	18365	Oiler (copper plated) with 120343
120343	18365	" Spout (3-1/2 in. long)
259477	18365	Screw Driver, 5 in. long, (moulded handle)

BOBBIN WINDER

(SWINGING AUTOMATIC, RIGHT HAND)

FOR "V" BELT DRIVE

Note: 259431 Bobbin Winder is furnished with this machine unless otherwise specified on order.

259428	18312	Brake (leather)
259429	18312	" Clamp
200113F	18312	" " Screw
225453	18312	Frame with 202277 and 259660
225454	18312	" Hinge Pin
202277	18312	" Oil Packing (wick)
259660	18312	" " Well Washer
225455	18312	" Spring
225456	18312	" " Plunger
225368	18312	Pulley with 200380C
200380C	18312	" Set Screw
225381	18312	Spindle
225444	18312	Stop Latch
200056E	18312	" " Screw
225458	18312	" " Thumb Lever
225459	18312	" " " " Hinge Stud
225459	18312	" " " " Joint Stud
202478	18312	" " Trip Lever
200299H	18312	" " " " Hinge Screw

No.	Plate	Name
225461	18312	Tension Bracket with 201499H
200082D	18312	" " Screw
228026	18312	" " " Washer
2102	18312	" Disc
13710	18312	" Spring
201499H	18312	" Stud
201572H	18312	" " Thumb Nut
225462	18312	Bobbin Winder Tension Bracket complete, Nos. 13710, 201572H, 225461 and two 2102
259430	18312	Bobbin Winder and Tension Bracket Base
259431	18312	Universal Bobbin Winder complete, Nos. 200056E, 200082D, 200113F, 200299H, 202478, 225368, 225381, 225444, 225453 to 225456, 225458, 225462, 228026, 259428 to 259430, two each 225459 and wood screws 3/4 in., No. 12, R.H.B.
BOBBIN WINDER		
(SWINGING AUTOMATIC, RIGHT HAND)		
FOR ROUND BELT		
259428	18312	Brake (leather)
259429	18312	" Clamp
200113F	18312	" " Screw
225453	18312	Frame with 202277 and 259660
225454	18312	" Hinge Pin
202277	18312	" Oil Packing (wick)
259660	18312	" " Well Washer
225455	18312	" Spring
225456	18312	" " Plunger
259461	18312	Pulley with 200380C
200380C	18312	" Set Screw
225381	18312	Spindle
225444	18312	Stop Latch
200056E	18312	" " Screw
225458	18312	" " Thumb Lever
225459	18312	" " " " Hinge Stud
225459	18312	" " " " Joint Stud
202478	18312	" " Trip Lever
200299H	18312	" " " " Hinge Screw
225461	18312	Tension Bracket with 201499H
200082D	18312	" " Screw
228026	18312	" " " Washer
2102	18312	" Disc
13710	18312	" Spring
201499H	18312	" Stud
201572H	18312	" " Thumb Nut
225462	18312	Bobbin Winder Tension Bracket complete, Nos. 13710, 201572H, 225461 and two 2102
259662	18312	Bobbin Winder and Tension Bracket Base

ACCESSORIES

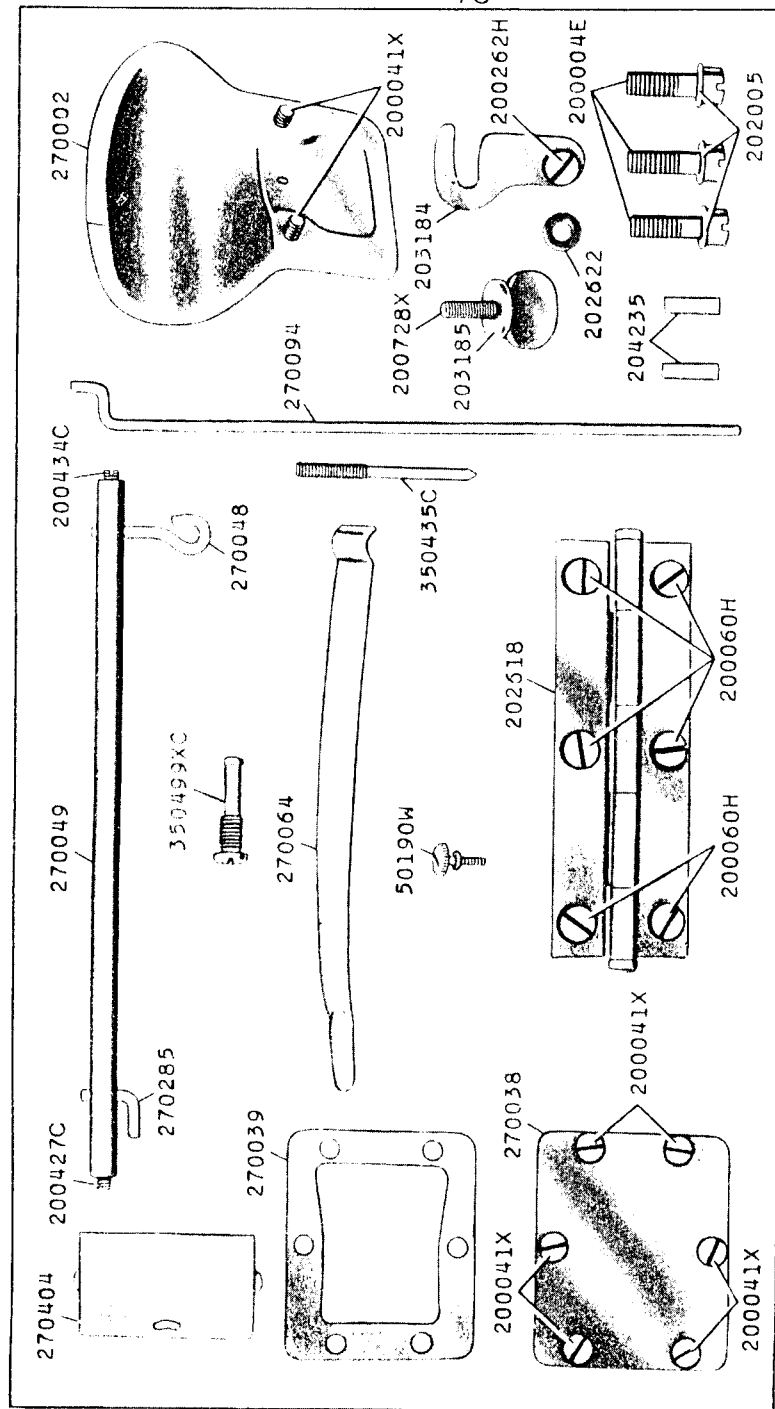
No.	Plate	Name
259462	18312	Universal Bobbin Winder complete, Nos. 200056E, 200082D, 200113F, 200299H, 202478, 225381, 225444, 225453 to 225456, 225458, 225462, 228026, 259428, 259429, 259461, 259662, two each 225459 and wood screws 3/4 in., No.12, R.H.B.

KNEE LIFTER

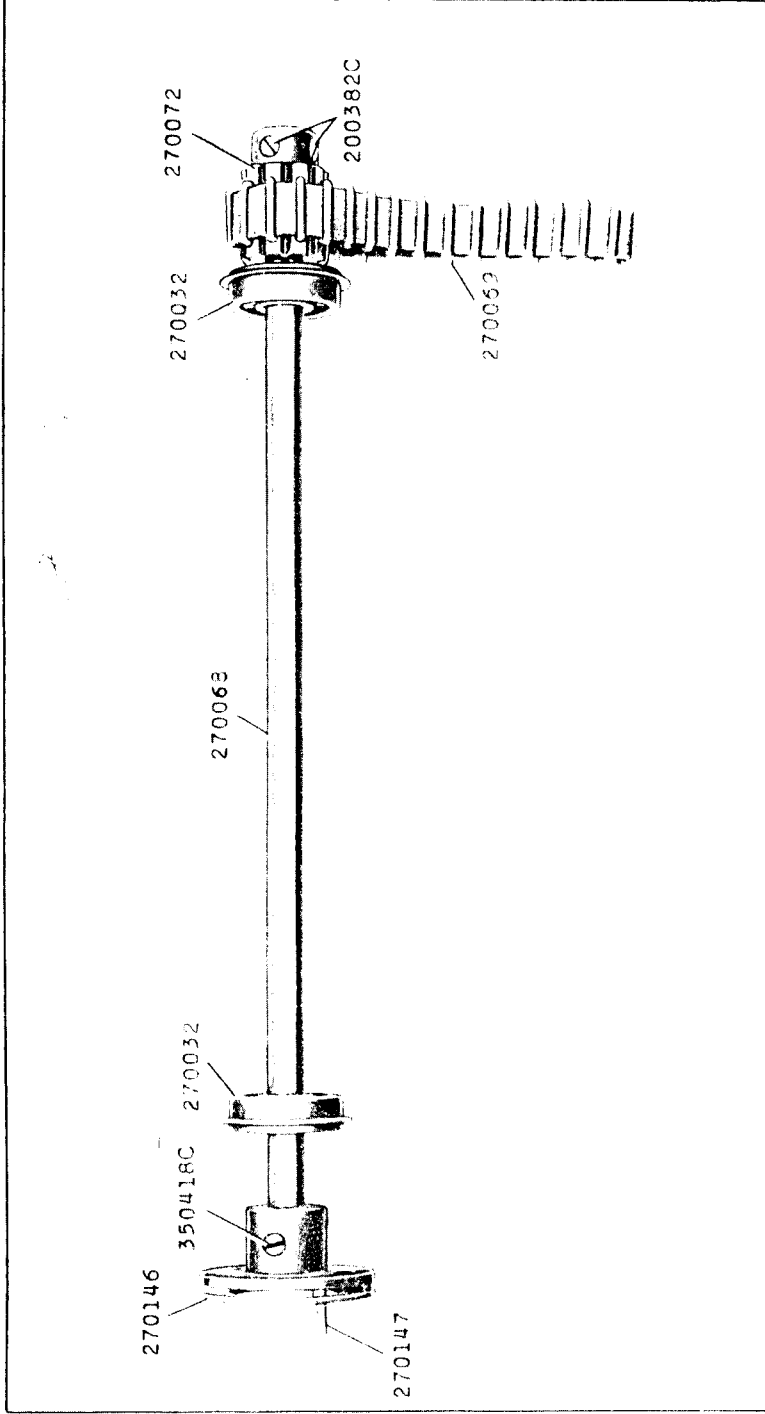
228359	18291	Rock Lever with two 350231C
228360	18291	" " Bracket with 200347C and three wood screws 7/8 in., No.12
228361	18291	Rock Lever Bracket 228360 with 228359, 228363, 228367, 228386 and 228455
228370	18291	Rock Lever Extension with 200529C
350231C	18291	" " " " Set Screw
228363	18291	" " Hinge Pin
228364	18291	" " Knee Plate with 350231C
228388	18291	" " " " Arm
350231C	18291	" " " " Set Screw
350231C	18291	" " " " Set Screw
228455	18291	" " Position Spring
228365	18291	" " Rod
200529C	18291	" " " " Set Screw
228386	18291	" " Spring
228367	18291	" " Stop Stud
200347C	18291	" " " " Set Screw
228371	18291	Knee Lifter Rock Lever complete, Nos. 228361, 228364, 228365, 228370 and 228388

(Other Knee Lifter parts are listed with parts of machine head.)

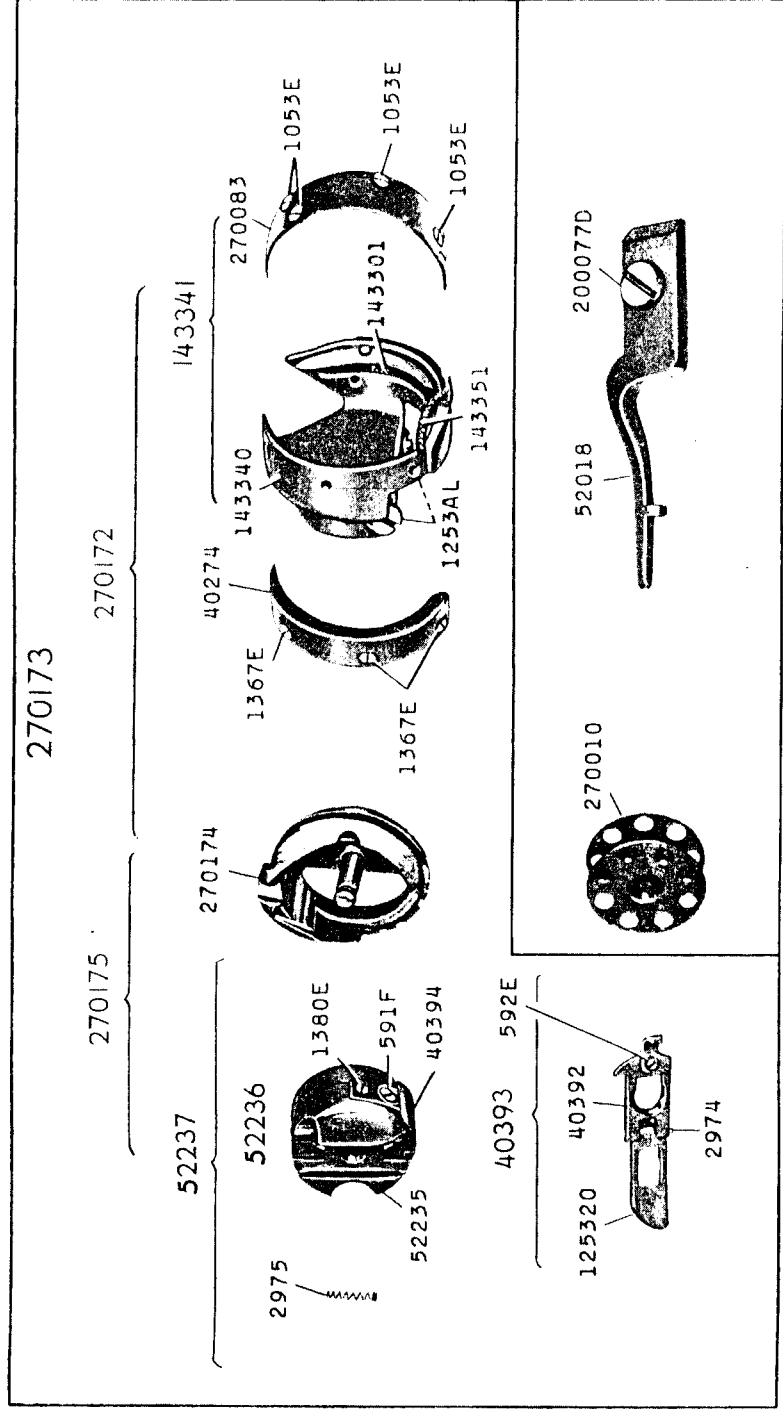
18289 - 3/8



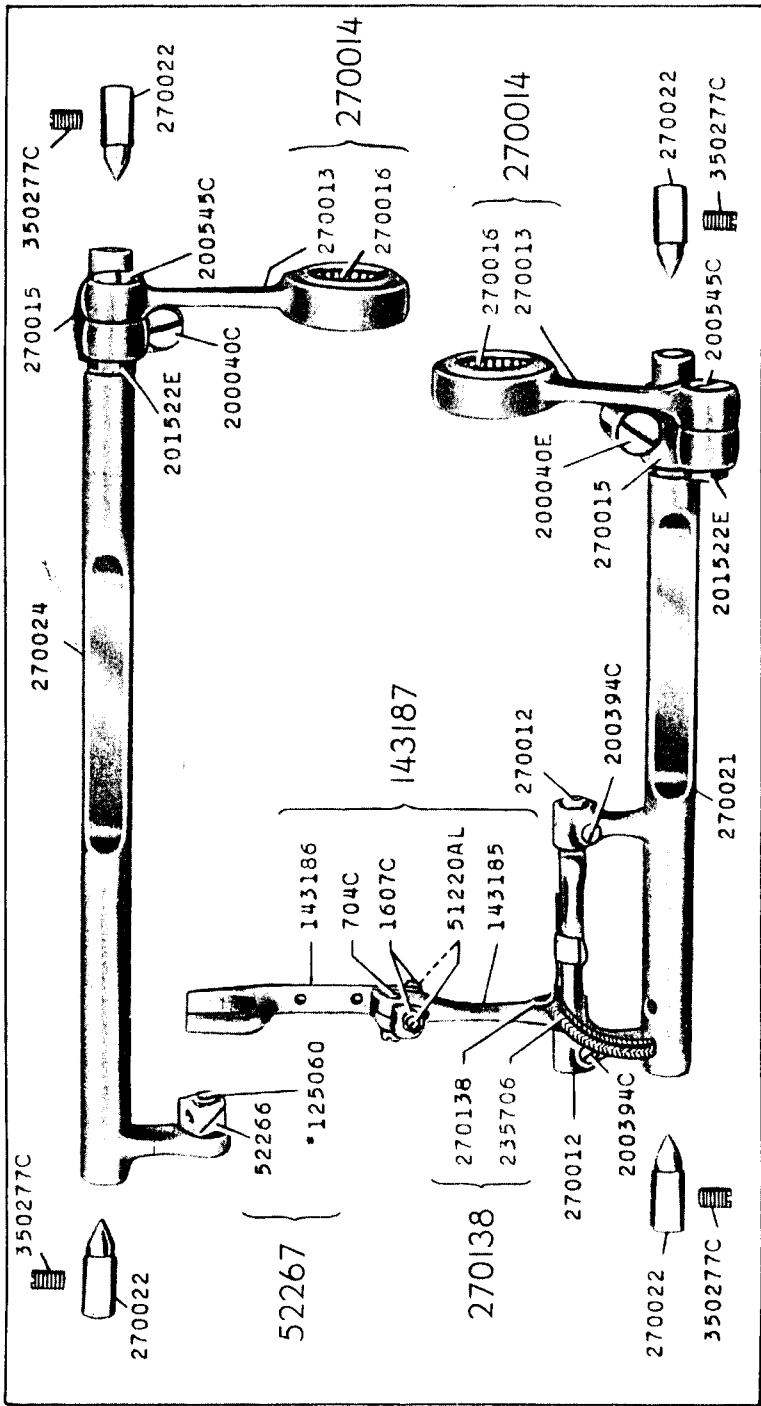
18302 - 1/2



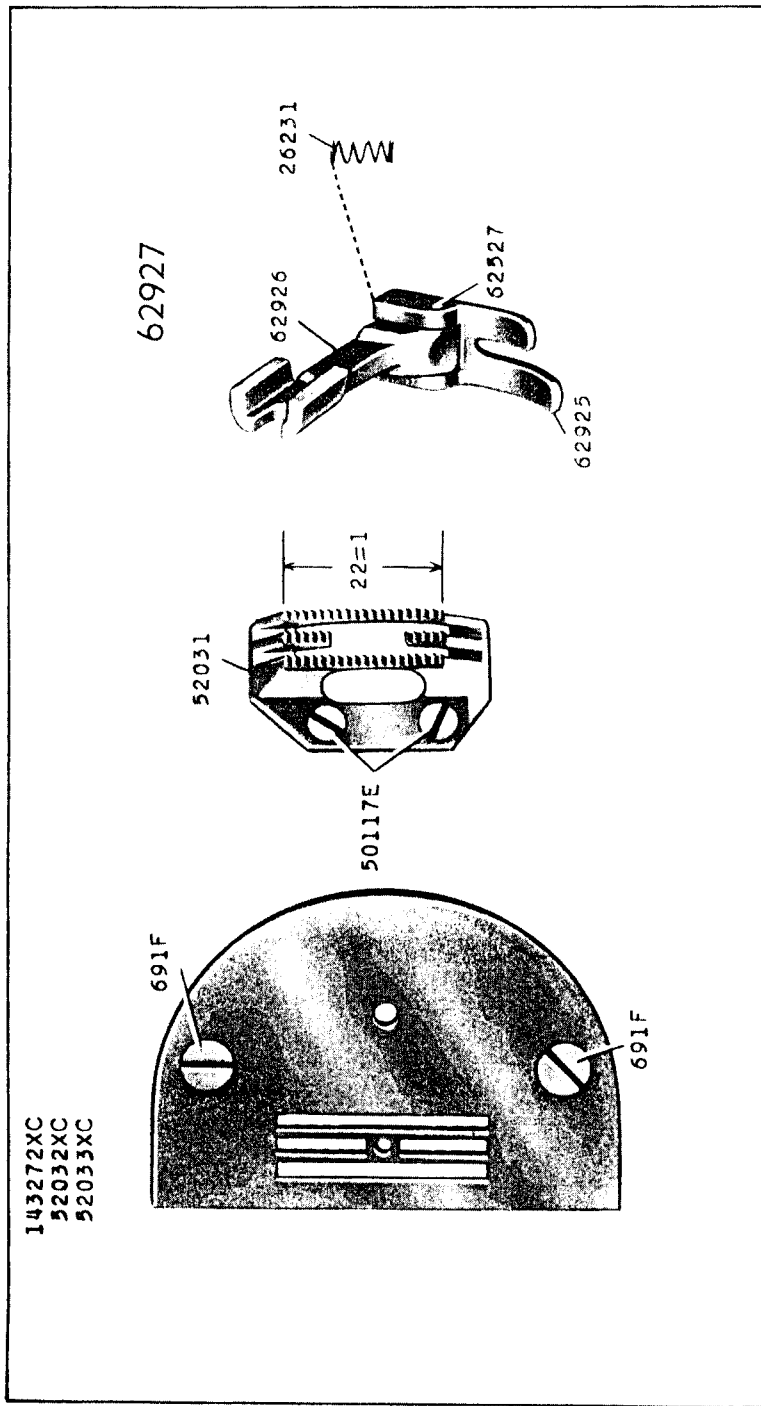
18303 - 3/4



18363 - 1/2



18364



18365 - 1/2

