

Singer 17-31

Form 19021  
(936)  
Printed in U. S. A.

# LIST OF PARTS



**MACHINE No. 17-31**

---

**THE SINGER MANUFACTURING COMPANY**

## INSTRUCTIONS FOR OILING

To ensure easy running and prevent unnecessary wear of the parts which are in movable contact, the machine requires oiling and when in continuous use, it should be oiled at least twice each day with Singer Manufacturing Sewing Machine Oil (Cloth and Leather).

Copyright, U. S. A., 1935 and 1936  
by The Singer Manufacturing Co.  
All Rights Reserved for all Countries

## INDEX

	Page
Accessories.....	9
Bobbin Winders.....	9
Foot Lifter Parts.....	10
Knee Lifter Parts.....	11
Machine Base.....	9
Machine No. 17-31.....	5
Numerical List of Parts.....	13
Thread Unwinder.....	12
Work Guiding Sleeve.....	12

## INSTRUCTIONS FOR ORDERING

In ordering from this list, use **ONLY** the part **NUMBER** in the **FIRST** column.

The number stamped on a Sewing Machine Part is in every case the number of the single part only.

Every combination of parts sent out as such has its specific number, which, although not stamped on the parts, must be used when ordering the combination.

Each number always indicates the **SAME PART** in whatever list it appears, or for whatever machine.

The letters after some of the numbers indicate the style of finish only, as follows:

- A-Hardened, Polished, Nickel Plated and Buffed
- B-Polished, Nickel Plated and Buffed
- C-Hardened Only
- D-Polished Only
- E-Soft, Not Polished
- F-Hardened and Polished
- F.J-Hardened, Polished and Nickel Plated
- G-Bright Rumbled-and Nickel Plated
- H-Blued
- J-Nickel Plated Only
- K-Hardened and Nickel Plated
- L-Brass Plated
- M-Oxidized
- N-Japanned, Dull
- P-Japanned, Bright
- R-Merlized
- T-Copper Plated
- T.A-Hardened, Polished, Copper and Nickel Plated and Buffed
- T.B-Copper and Nickel Plated and Polished
- T.J-Copper and Nickel Plated Only
- T.K-Hardened, Copper and Nickel Plated
- T.M-Copper Plated and Oxidized
- T.L-Copper and Brass Plated
- U-Zinc Plated
- V-Silver Plated
- W-Polished and Nickel Plated
- Y-Black Nickel Plated Only
- Z-Chromium Plated
- Z.B-Polished, Nickel Plated, Buffed and Chromium Plated
- Z.J-Nickel and Chromium Plated

These letters **MUST BE USED** when they appear in the list; and **AFTER** the number as in the list.

In this series:


- 1 to 1500, 50001 to 51500 and 140001 to 142000 are Screw Numbers
- 1501 to 1800 and 51501 to 51800 are Nut Numbers
- 1801 to 2000 and 51801 to 52000 are Roller Numbers
- 2001 to 50000 and 52001 to 140000 and 142001 to 190000 are Sewing Machine Parts, 190001 and upward are numbers of Electrical Parts.

The figures in the second column refer only to the plates, illustrating the parts, and are **NOT TO BE USED** in ordering.

Parts marked with an asterisk (\*) are furnished only when repairs are made at factory.

## LIST OF PARTS COMPLETE

FOR



## MACHINE No. 17-31

For Darning Table Linen, Towels, Knit Underwear, etc.  
Cylinder 1 7/8 inches diameter. No feeding mechanism. Knee Lifter. Speed 1800 R. P. M.

No.	Plate	Name
*85105	-----	Arm with 4448, 15404, 16717 and two 15405.
4389	20907	" Dowel Pin.....
4448	20907	" Oil Tube for oiling intermediate bearing.....
123E	20908	Arm Screw.....
85106	20922	" Shaft.....
85127	-----	" " 85106 with 65107 and 85112.....
85107	20910	" " Counterbalance with 1382C.....
1382C	20908	" " " Position Screw..
3005	20910	" " Bushing (back).....
448C	20908	" " " Set Screw.....
*16717	20910	" " " (front).....
144D	20908	" " Screw.....
4288	20919	" Side Cover.....
51224W	20908	" " " Thumb Screw.....
12403	20907	" Spool Pin and Thread Eyelet.....
8879	20910	" " " Washer (cloth).....

## PARTS FOR MACHINE NO. 17-31

No.	Plate	Name
16267	20921	Balance Wheel (disc) 2 3/4 in. pulley with two 448C.....
16278	20921	Balance Wheel (disc) 3 in. pulley, for clamp stop motion.....
448C	20908	Balance Wheel Set Screw.....
256J	20910	Clamp Stop Motion Clamp Screw.....
248A	20908	" " " " Stop Screw.....
2020	20908	" " " " Washer.....
*3023	-----	" " " Flanged Bushing.....
4933	20910	" " " " 3023 with two 462C.....
2022	20907	Clamp Stop Motion Flanged Bushing Pin...
462C	20908	" " " " Set Screw
3022	-----	Clamp Stop Motion complete, Nos. 248A, 256J 2020 and 4933.....
16718	20921	Cloth Plate.....
16719	20921	" " Bracket with 345C.....
345C	20907	" " " " Set Screw.....
389F	20908	" " " " Screw.....
16695	20919	" " Slide.....
3288	20919	" " Spring.....
725J	20908	" " " " Screw.....
16720	-----	Cloth Plate complete, Nos. 3288, 16695, 16718 and two 725J.....
16721	-----	Cloth Plate with Bracket complete, Nos. 16719, 16720 and two 389F.....
4292	20909	Crank Connecting Rod with two 145E.....
145E	20908	" " " " Cap Screw.....
375C	20908	" " " " Hinge Screw.....
1518J	20908	" " " " " " Nut....
*65108	-----	Cylinder, 1 7/8 in. diam.....
16723	20921	Face Plate.....
16881	-----	" " 16723 with 2105.....
16883	-----	Face Plate complete, Nos. 448C, 460C, 2107, 2127, 12296, 16881, 16882 and two 233J
164J	20908	Face Plate Screw.....
2107	20908	" " Thread Guard (lower).....
233J	20908	" " " " " " Screw....
12296	20908	" " " " " " (upper).....
460C	20908	" " " " " " Set Screw
65109	20909	Needle Bar (hollow).....
*3045	20907	" " Connecting Link.....
65110	-----	" " " " 3045 with 65111.....
377C	20907	Needle Bar Connecting Link Hinge Screw..
1518J	20908	" " " " " " Nut
65111	20907	" " " " Stud with 187E....
187E	20907	" " " " Clamping Screw
290E	20907	" " Screw Bushing.....
18725	20907	" " Thread Eyelet.....
862J	20907	" " " " " " Screw.....

## PARTS FOR MACHINE NO. 17-31

No.	Plate	Name
1679C	20907	Needle Clamping Nut.....
16726	20911	" " Plate, large needle hole.....
16727	-----	" " " " small needle hole.....
1231D	20911	" " " " Screw.....
*6022	20909	Oscillating Rock Shaft with 4784.....
16806	-----	Oscillating Rock Shaft complete, Nos. 6022 and 65131.....
65130	20919	Oscillating Rock Shaft Hinge Pin.....
65131	-----	" " " " " " 65130 with 1513J.....
1513J	20907	Oscillating Rock Shaft Hinge Pin Nut....
4784	20907	" " " " Oil Pad (felt)...
6462	20909	" " Shaft.....
*7225	-----	" " Crank with 219C and 1813.....
7054	20911	Oscillating Shaft Crank with 1813 and two 462C.....
2049	20911	Oscillating Shaft Crank Pin.....
1813	20911	" " " " Roller and Stud.
219C	20908	" " " " Set Screw, for 7225.....
462C	20908	Oscillating Shaft Crank Set Screw, for 7054.....
8224	20909	Presser Bar.....
52016	20911	" " " " Lifter.....
689C	20911	" " " " Hinge Screw.....
1520J	20911	" " " " " " Nut.....
5612	20911	" " " " Lifting Bracket with 453C...
453C	20911	" " " " " " Set Screw...
290E	20907	" " " " Screw Bushing.....
3100	20912	" " " " Spring.....
2070	20911	" " " " Washer.....
6533	20911	" " " " Stop Collar with 460C.....
460C	20908	" " " " " " Set Screw.....
*65037	-----	" " Foot.....
65038	20912	" " " " Finger Guard.....
65039	20912	Presser Foot with Finger Guard complete, Nos. 65037 and 65038.....
190J	20911	Presser Foot Screw.....
262J	20912	Pressure Regulating Thumb Screw.....
2996	20913	Shuttle Bobbin.....
15140	20913	" " " " Case Latch.....
2973	20913	" " " " " " Lever.....
2974	20913	" " " " " " Fulcrum Pin.....
2975	20913	Shuttle Bobbin Case Latch Spring.....
592E	20913	" " " " " " Stop Screw....
15141	-----	" " " " " " Hinge, Nos. 2973, 2974 and 15140.....
39623	20913	Shuttle Bobbin Case Position Finger....
2523	20913	" " " " " " Rivet

## PARTS FOR MACHINE NO. 17-31

No.	Plate	Name
40112	20913	Shuttle Bobbin Case complete, Nos. 591F, 592E, 2523, 2975, 15141, 15278 and 39623.....
16614	20913	Shuttle Body.....
591F	20913	" Tension Regulating Screw.....
15278	20913	" " Spring.....
18735	20913	" " 1 1/2 in. diam., Nos. 2996, 16614 and 40112.....
18738	20914	Shuttle Driver.....
2049	20911	" " Pin.....
16838	20914	" " Race.....
18738	20914	" " Cover.....
979D	20914	" " Hinge Screw.....
50258J	20914	" " Screw.....
2102	20912	Tension Disc.....
1580C	20912	" Regulating Thumb Nut.....
600C	20912	" Screw Stud.....
16202	-----	" " " 600C with 1580C.....
448C	20908	" " " Set Screw.....
10148	20912	" Spring.....
2105	20912	" Thread Guard.....
16882	-----	Tension complete, Nos. 10148, 16202, 18786 and two 2102.....
*65112	-----	Thread Take-up Cam.....
65113	20919	" " " 65112 with 448C.....
3012	20907	" " " Pin.....
448C	20907	" " " Set Screw.....
*16740	20912	" " " Lever with 1819.....
65034	-----	" " " 16740 with 1088C.....
1088C	20915	" " " Hinge Screw.....
1819	20915	" " " Roller and Stud.....
16786	20915	" " Spring.....
2127	20915	" " " Regulator Plate.....
233J	20908	" " " ".....
6053	20921	Adjusting Screw.....
*15404	-----	Drip Pan.....
15405	-----	Trade Mark.....
		" " Rivet.....

Genuine Singer Needles should be used in Singer Machines. These Needles and their Containers are marked with the Company's Trade Mark "SIMANCO." 1

Needles in Containers marked "For Singer Machines" are not Singer made needles. 2

## MACHINE BASE

No.	Plate	Name
7169	20922	Machine Base with four each 6055, 51070E and wood screws 1 in. No. 12.....
51070E	20915	Machine Bolt with 51581E, to secure machine to base.....
51581E	20915	Machine Bolt Nut.....
6055	20915	" " " Washer.....

## ACCESSORIES

No.	Plate	Name
51072E	20915	Machine Bolt with 51581E, to secure machine to table.....
51581E	20915	Machine Bolt Nut.....
6055	20915	" " " Washer.....
120342	20920	Oiler (copper plated) with 120343.....
120343	20920	" Spout, 3 1/2 in. long.....
26026	20920	Screw Driver (machine).....
26485	20920	" " (shuttle tension).....
8908	20920	Wrench for 1520.....
4347	20920	" " 1513 and 1518.....
19079	20920	" " 1878.....

## BOBBIN WINDERS

## BOBBIN WINDER

(SWINGING AUTOMATIC, RIGHT HAND)

No.	Plate	Name
27540	20917	Base.....
15072	20915	Bobbin Position Pin.....
27302	20917	Frame.....
50358D	20915	" Hinge Screw.....
1620J	20915	" " " Nut.....
27303	20915	" Spring.....
27541	20917	Fulley.....
*27849	-----	Spindle.....
27538	20917	" 27849 with 15072, 27850 and 41828.....
*27850	-----	" Collar.....
41828	20915	" " Pin.....
27306	20917	Spool Pin.....
150534	20917	" Stand.....

## BOBBIN WINDER

No.	Plate	Name
150535	20917	Spool Stand complete, Nos. 418E, 1562J, 2106 10141, 11241, 27306, 150534 and two each 2455 and wood screws 1 in. No. 10.....
11241	20917	Spool Washer (cloth).....
27312	20917	Stop Latch.....
35D	20915	" " Hinge Screw.....
2455	20915	Tension Disc.....
1562J	20915	" Regulating Thumb Nut.....
418E	20915	" Screw Stud.....
10141	20915	" Spring.....
2106	20915	" Thread Guide.....
27647	20917	Bobbin Winder, Nos. 35D, 1620J, 27302, 27303, 27312, 27538, 27540, 27541, 50358D and two wood screws 1 in. No. 7.....
150538	-----	Bobbin Winder (swinging automatic, right hand) complete, Nos. 27647 and 150535

## BOBBIN WINDER

(LOOSE WHEEL)

No.	Plate	Name
2466	20916	Eccentric.....
51224W	20908	" Thumb Screw.....
5526	20919	Frame.....
2460	20916	Friction Ring (rubber).....
2461	20916	Pulley.....
2852	-----	Spindle for Bobbin.....
2848	-----	" Spool.....
2853	20919	" 2852 with 2846.....
5533	20919	Bobbin Winder complete, Nos. 2460, 2461, 2466, 2853, 5526 and 51224W.....
1489J	20916	Bobbin Winder Screw.....

## FOOT LIFTER PARTS

No.	Plate	Name
6439	-----	Chain, 36 in. to 45 in. with 56864 and 56865.....
Note: When ordering 6439, state length required.		
4879	20918	Chain Connecting Link, for 4885.....
56864	20918	" Hook (large).....
56865	20918	" (small).....
7170	20922	Lifting Lever.....
802D	20916	" " Hinge Screw.....

## FOOT LIFTER PARTS

No.	Plate	Name
16659	20909	Lifting Lever Spring.....
5612	20911	Presser Bar Lifting Bracket with 453C...
453C	20911	" " " " Set Screw...
4881	20921	Treadle.....
4882	20918	" Shaft.....
4883	20918	" Spring.....
4884	20921	" Stand.....
4885	20921	Treadle complete, Nos. 4879, 4881 to 4884 and two wood screws 1 in. No. 16...
6346	-----	Foot Lifter complete, Nos. 802D, 4885, 5612, 6439, 7170 and 16659.....

## KNEE LIFTER PARTS

No.	Plate	Name
7170	20922	Lifting Lever.....
802D	20916	" " Hinge Screw.....
16659	20909	" " Spring.....
6333	20922	Pitman.....
5612	20911	Presser Bar Lifting Bracket with 453C...
453C	20911	" " " " Set Screw...
2763	20922	Rock Shaft.....
6334	20922	" " Hanger with two wood screws 1 in. No. 10.....
16646	20922	Rock Shaft Knee Arm.....
16647	-----	Rock Shaft Knee Arm complete, Nos. 2766, 2767 and 16646.....
2766	20922	Rock Shaft Knee Arm Hub with 356C.....
356C	20916	" " " " Set Screw.....
2767	20922	" " " Plate with 356C.....
356C	20916	" " " " Set Screw.....
6337	20922	" " Lifting Bracket with two 356C
6338	20922	" " " " Hook.....
356C	20916	" " " " Set Screw.....
356C	20916	" " " " Set Screw....
2770	20922	" " Stop Dog with 356C.....
356C	20916	" " " " Set Screw.....
6339	20922	Rock Shaft complete, Nos. 2763, 2770, 6337, 6338, 16647 and two 6334.....
6332	-----	Knee Lifter complete (power table or stand) Nos. 802D, 5612, 6333, 6339, 7170 and 16659

## THREAD UNWINDER

FOR ONE LARGE SPOOL OR ONE LARGE CONE OF THREAD

No.	Plate	Name
225259	8405	Spool Rest with 201018C.....
150203	8405	" " Cushion (felt).....
225388	8405	" " Rod.....
200383C	20916	" " Set Screw.....
201018C	20916	" " Set Screw.....
202490	8405	" Stand with 200383C.....
225391	8405	Thread Guide.....
201896J	20916	" " Lock Nut.....
225324	20916	" " Position Cup.....
225324	8405	" Rod with 208E and 225322...
208E	20916	" " Screw.....
225322	20916	" " Washer.....
225260	8405	Thread Unwinder complete, Nos. 150203, 201896J, 202490, 225259, 225324, 225328 225388, 225391 and three wood screws 7/8 in. No. 12.....
27739	8405	Thread Cone (wood) for large cones.....
225390	8405	" Holder for inverted cones...

Note: Nos. 27739 and 225390 are used with, but not included in 225260.

## WORK GUIDING SLEEVE

No.	Plate	Name
121186	20921	Work Guiding Sleeve with 50379C.....
50379C	20907	" " " Stop Screw.....

Genuine Singer Needles should be used  
in Singer Machines.  
These Needles and their Containers  
are marked with the  
Company's Trade Mark "SIMANCO." 1

Needles in Containers marked  
"For Singer Machines"  
are not Singer made needles. 2

## NUMERICAL LIST OF PARTS

No.	Plate	Name
35D	20915	Bobbin Winder Stop Latch Hinge Screw, for 27847.....
123E	20908	Arm Screw.....
144D	20908	" Shaft Screw.....
145E	20908	Crank Connecting Rod Cap Screw, for 4292.
164J	20908	Face Plate Screw.....
187E	20907	Needle Bar Connecting Stud Clamping Screw, for 65111.....
190J	20911	Presser Foot Screw.....
208E	20918	Thread Unwinder Thread Guide Rod Screw, for 225324.....
219C	20908	Oscillating Shaft Crank Set Screw, for 7225.....
223J	20908	Face Plate Thread Guard (lower) Screw, for 16883.....
223J	20908	Thread Take-up Spring Regulator Plate Adjusting Screw.....
248A	20908	Clamp Stop Motion Clamp Stop Screw, for 3022.....
256J	20910	Clamp Stop Motion Clamp Screw, for 3022.
282J	20912	Pressure Regulating Thumb Screw.....
290E	20907	Needle Bar Screw Bushing.....
290E	20907	Presser Bar Screw Bushing.....
345C	20907	Cloth Plate Bracket Set Screw, for 16719
356C	20918	Rock Shaft Knee Arm Hub Set Screw, for 2766.....
356C	20918	Rock Shaft Knee Plate Set Screw, for 2767
356C	20918	" " Lifting Bracket Hook Set Screw, for 6337.....
356C	20918	Rock Shaft Lifting Bracket Set Screw, for 6337.....
356C	20918	Rock Shaft Stop Dog Set Screw, for 2770.
375C	20908	Crank Connecting Rod Hinge Screw.....
377C	20907	Needle Bar Connecting Link Hinge Screw..
389F	20908	Cloth Plate Bracket Screw, for 16721....
418E	20915	Bobbin Winder Tension Screw Stud, for 150535.....
448C	20907	Thread Take-up Cam Set Screw, for 65113.
448C	20908	Arm Shaft Bushing (back) Set Screw.....
448C	20908	Balance Wheel Set Screw, for 16267.....
448C	20908	Tension Screw Stud Set Screw, for 16883.
453C	20911	Presser Bar Lifting Bracket Set Screw, for 5612.....
460C	20908	Presser Bar Stop Collar Set Screw, for 6533.....
460C	20908	Face Plate Thread Guard (upper) Set Screw, for 16883.....
462C	20908	Clamp Stop Motion Flanged Bushing Set Screw, for 4933.....



## NUMERICAL LIST OF PARTS

No.	Plate	Name
462C	20908	Oscillating Shaft Crank Set Screw, for 7054.....
591F	20913	Shuttle Tension Regulating Screw, for 40112.....
592E	20913	Shuttle Bobbin Case Latch Stop Screw, for 40112.....
600C	20912	Tension Screw Stud, for 16202.....
662J	20907	Needle Bar Thread Eyelet Screw.....
689C	20911	Presser Bar Lifter Hinge Screw.....
725J	20908	Cloth Plate Slide Spring Screw, for 16720
802D	20916	Lifting Lever Hinge Screw, for 6332 and 6346.....
979D	20914	Shuttle Race Cover Hinge Screw.....
1088C	20915	Thread Take-up Lever Hinge Screw, for 65034.....
1231D	20911	Needle Plate Screw.....
1362C	20908	Arm Shaft Counterbalance Position Screw, for 65107.....
1489J	20916	Bobbin Winder Screw, for 5533.....
1513J	20907	Oscillating Rock Shaft Hinge Pin Nut, for 65131.....
1518J	20908	Crank Connecting Rod Hinge Screw Nut....
1518J	20908	Needle Bar Connecting Link Hinge Screw Nut.....
1520J	20911	Presser Bar Lifter Hinge Screw Nut.....
1560C	20912	Tension Regulating Thumb Nut, for 16202.
1582J	20915	Bobbin Winder Tension Regulating Thumb Nut, for 150535.....
1620J	20915	Bobbin Winder Frame Hinge Screw Nut, for 27647.....
1678C	20907	Needle Clamping Nut.....
1813	20911	Oscillating Shaft Crank Roller and Stud, for 7054 and 7225.....
1819	20915	Thread Take-up Lever Roller and Stud, for 16740.....
2020	20908	Clamp Stop Motion Clamp Washer, for 3022.
2022	20907	" " Flanged Bushing Pin...
2049	20911	Oscillating Shaft Crank Pin.....
2049	20911	Shuttle Driver Pin.....
2070	20911	Presser Bar Spring Washer.....
2102	20912	Tension Disc, for 16882.....
2105	20912	" Thread Guard, for 16881.....
2106	20915	Bobbin Winder Tension Thread Guide, for 150535.....
2107	20908	Face Plate Thread Guard (lower) for 16883.....
2127	20915	Thread Take-up Spring Regulator Plate, for 16883.....
2455	20915	Bobbin Winder Tension Disc, for 150535..
2460	20916	" " Friction Ring (rubber) for 5533.....
2461	20916	Bobbin Winder Pulley, for 5533.....

## NUMERICAL LIST OF PARTS

No.	Plate	Name
2466	20916	Bobbin Winder Eccentric, for 5533.....
2523	20913	Shuttle Bobbin Case Position Finger Rivet, for 40112.....
2763	20922	Rock Shaft, for 6339.....
2766	20922	" " Knee Arm Hub with 356C, for 16647.....
2767	20922	Rock Shaft Knee Plate with 356C, for 16647.....
2770	20922	Rock Shaft Stop Dog with 356C, for 6339.
2846	-----	Bobbin Winder Spindle, for spool, for 2853
2852	-----	" " " " bobbin, for 2853.....
2853	20919	Bobbin Winder Spindle 2852 with 2846, for 5533.....
2973	20913	Shuttle Bobbin Case Latch Lever, for 15141.....
2974	20913	Shuttle Bobbin Case Latch Lever Fulcrum Pin, for 15141.....
2975	20913	Shuttle Bobbin Case Latch Spring, for 40112.....
2996	20913	Shuttle Bobbin, for 16735.....
3005	20910	Arm Shaft Bushing (back).....
3012	20907	Thread Take-up Cam Pin.....
3022	-----	Clamp Stop Motion complete, Nos. 248A, 256J 2020 and 4933.....
*3023	-----	Clamp Stop Motion Flanged Bushing, for 4933.....
*3045	20907	Needle Bar Connecting Link, for 65110...
3100	20912	Presser Bar Spring.....
3286	20919	Cloth Plate Slide Spring, for 16720.....
4288	20919	Arm Side Cover.....
4292	20909	Crank Connecting Rod with two 145E.....
4347	20920	Wrench for 1513 and 1518 (Accessories)..
4389	20907	Arm Dowel Pin.....
4448	20907	" Oil Tube for oiling intermediate bearing, for 65105.....
4784	20907	Oscillating Rock Shaft Oil Pad (felt) for 6022.....
4879	20918	Chain Connecting Link, for 4885.....
4881	20921	Treadle, for 4885.....
4882	20918	" Shaft, for 4885.....
4883	20918	" Spring, for 4885.....
4884	20921	" Stand, for 4885.....
4885	20921	Treadle complete for 6346, Nos. 4879, 4881 to 4884 and two wood screws 1 in. No. 16.....
4933	20910	Clamp Stop Motion Flanged Bushing 3023 with two 462C, for 3022.....
5526	20919	Bobbin Winder Frame, for 5533.....
5533	20919	Bobbin Winder complete, Nos. 2460, 2461, 2466, 2853, 5526 and 51224W.....

## NUMERICAL LIST OF PARTS

No.	Plate	Name
5812	20911	Presser Bar Lifting Bracket with 453C, for 6332 and 6346.....
*6022	20909	Oscillating Rock Shaft with 4784, for 16806.....
6053	20921	Drip Pan.....
6055	20915	Machine Bolt Nut Washer, for 7189.....
6332	-----	Knife Lifter complete (power table or stand) Nos. 802D, 5612, 6333, 6339, 7170 and 16659.....
6333	20922	Pitman, for 6332.....
6334	20922	Rock Shaft Hanger with two wood screws 1 in. No. 10, for 6339.....
6337	20922	Rock Shaft Lifting Bracket with two 356C for 6339.....
6338	20922	Rock Shaft Lifting Bracket Hook, for 6339
6339	20922	Rock Shaft complete for 6332, Nos. 2763, 2770, 6337, 6338, 16647 and two 6334..
6346	-----	Foot Lifter complete, Nos. 802D, 4885, 5612, 6439, 7170 and 16659.....
6439	-----	Chain, 36 in. to 45 in., with 56864 and 56865, for 6346.....
6462	20909	Oscillating Shaft.....
6533	20911	Presser Bar Stop Collar with 460C.....
7054	20911	Oscillating Shaft Crank with 1813 and two 462C.....
7189	20922	Machine Base with four each 8055, 51070E and wood screws 1 in. No. 12.....
7170	20922	Lifting Lever, for 6332 and 6346.....
*7225	-----	Oscillating Shaft Crank with 219C and 1813.....
8224	20909	Presser Bar.....
8879	20910	Arm Spool Pin Washer (cloth).....
8908	20920	Wrench for 1520 (Accessories).....
10141	20915	Bobbin Winder Tension Spring, for 150535.
10148	20912	Tension Spring, for 16882.....
11241	20917	Bobbin Winder Spool Washer (cloth) for 150535.....
12296	20908	Face Plate Thread Guard (upper) for 16883.....
12403	20907	Arm Spool Pin and Thread Eyelet.....
15072	20915	Bobbin Winder Bobbin Position Pin, for 27538.....
15140	20913	Shuttle Bobbin Case Latch, for 15141....
15141	-----	" " Hinge, Nos. 2973, 2974 and 15140, for 40112.....
15278	20913	Shuttle Tension Spring, for 40112.....
*15404	-----	Trade Mark, for 65105.....
15405	-----	" " Rivet, for 65105.....
16202	-----	Tension Screw Stud 600C with 1560C, for 16882.....
16267	20921	Balance Wheel (disc) 2 3/4 in. pulley with two 448C.....

## NUMERICAL LIST OF PARTS

No.	Plate	Name
16278	20921	Balance Wheel (disc) 3 in. pulley, for clamp stop motion.....
16614	20913	Shuttle Body, for 16735.....
16646	20922	Rock Shaft Knee Arm, for 16647.....
16647	-----	Rock Shaft Knee Arm complete for 6339, Nos. 2766, 2767 and 16646.....
16659	20909	Lifting Lever Spring, for 6332 and 6346.
16695	20919	Cloth Plate Slide, for 16720.....
*16717	20910	Arm Shaft Bushing (front) for 65105....
16718	20921	Cloth Plate, for 16720.....
16719	20921	" " Bracket with 345C, for 16721.
16720	-----	Cloth Plate complete, Nos. 3286, 16695, 16718 and two 725J, for 16721.....
16721	-----	Cloth Plate with Bracket complete, Nos. 16719, 16720 and two 389F.....
16723	20921	Face Plate, for 16881.....
16725	20907	Needle Bar Thread Eyelet.....
16726	20911	" " Plate, large needle hole.....
16727	-----	" " small needle hole.....
16735	20913	Shuttle, 1 1/2 in. diam., Nos. 2996, 16614 and 40112.....
16736	20914	Shuttle Driver.....
16738	20914	" Race Cover.....
*16740	20912	Thread Take-up Lever with 1819, for 65034
16766	20915	" " Spring, for 16882.....
16806	-----	Oscillating Rock Shaft complete, Nos. 6022 and 65131.....
16838	20914	Shuttle Race.....
16881	-----	Face Plate 16723, with 2105, for 16883....
16882	-----	Tension complete, Nos. 10148, 16202, 16766 and two 2102, for 16883.....
16883	-----	Face Plate complete, Nos. 448C, 460C, 2107, 2127, 12296, 16881, 16882 and two 233J
19079	20920	Wrench for 1678 (Accessories).....
26026	20920	Screw Driver (machine) Accessories.....
26485	20920	" " (shuttle tension) Accessories.....
27302	20917	Bobbin Winder Frame, for 27647.....
27303	20915	" " Spring, for 27647....
27306	20917	" " Spool Pin, for 150535.....
27312	20917	" " Stop Latch, for 27647.....
27538	20917	Bobbin Winder Spindle 27849 with 15072, 27850 and 41828, for 27647.....
27540	20917	Bobbin Winder Base, for 27647.....
27541	20917	" " Pulley, for 27647.....
27647	20917	" " Nos. 35D, 1620J, 27302, 27303, 27312, 27538, 27540, 27541, 50356D and two wood screws 1 in. No. 7, for 150536.....
27739	8405	Thread Unwinder Thread Cone (wood) for large cones.....
*27849	-----	Bobbin Winder Spindle, for 27538.....

## NUMERICAL LIST OF PARTS

No.	Plate	Name
*27850	-----	Bobbin Winder Spindle Collar, for 27538.
39623	20913	Shuttle Bobbin Case Position Finger, for 40112.....
40112	20913	Shuttle Bobbin Case complete, Nos. 591F, 592E, 2523, 2975, 15141, 15278 and 39623, for 18735.....
41828	20915	Bobbin Winder Spindle Collar Pin, for 27538.....
50258J	20914	Shuttle Race Screw.....
50356D	20915	Bobbin Winder Frame Hinge Screw, for 27647.....
50379C	20907	Work Guiding Sleeve Stop Screw, for 121186.....
51070E	20915	Machine Bolt with 51581E, to secure machine to base, for 7189.....
51072E	20915	Machine Bolt with 51581E, to secure machine to table (Accessories).....
51224W	20908	Arm Side Cover Thumb Screw.....
51224W	20908	Bobbin Winder Eccentric Thumb Screw, for 5533.....
51581E	20915	Machine Bolt Nut, for 51070E and 51072E.
52016	20911	Presser Bar Lifter.....
56864	20918	Chain Hook (large) for 6439.....
56865	20918	" " (small) for 6439.....
65034	-----	Thread Take-up Lever 18740 with 1088C...
*65037	-----	Presser Foot, for 65039.....
65038	20912	" " Finger Guard, for 65039.....
65039	20912	Presser Foot with Finger Guard complete, Nos. 65037 and 65038.....
*65105	-----	Arm with 4448, 15404, 18717 and two 15405.
65106	20922	" Shaft, for 65127.....
65107	20910	" " Counterbalance with 1362C, for 65127.....
*65108	-----	Cylinder, 1 7/8 in. diam.....
65109	20909	Needle Bar (hollow).....
65110	-----	" " Connecting Link 3045, with 65111.....
65111	20907	Needle Bar Connecting Stud with 187E, for 65110.....
*65112	-----	Thread Take-up Cam, for 65113 and 65127
65113	20919	" " 65112 with 446C.....
65127	-----	Arm Shaft 65106 with 65107 and 65112....
65130	20919	Oscillating Rock Shaft Hinge Pin, for 65131.....
65131	-----	Oscillating Rock Shaft Hinge Pin 65130 with 1513J, for 18806.....
120342	20920	Oiler (copper plated) with 120343 (Accessories).....
120343	20920	Oiler Spout, 3 1/2 in. long, for 120342 (Accessories).....
121186	20921	Work Guiding Sleeve with 50379C.....

## NUMERICAL LIST OF PARTS

No.	Plate	Name
150203	8405	Thread Unwinder Spool Rest Cushion (felt) for 225260.....
150534	20917	Bobbin Winder Spool Stand, for 150535....
150535	20917	Bobbin Winder Spool Stand complete, Nos. 418E, 1562J, 2108, 10141, 11241, 27308, 150534 and two each 2455 and wood screws 1 in. No. 10, for 150536.....
150536	-----	Bobbin Winder (swinging automatic, right hand) complete, Nos. 27647 and 150535
200383C	20918	Thread Unwinder Spool Rest Rod Set Screw, for 202490.....
201018C	20918	Thread Unwinder Spool Rest Set Screw, for 225259.....
201896J	20918	Thread Unwinder Thread Guide Lock Nut, for 225260.....
202490	8405	Thread Unwinder Spool Stand with 200383C, for 225260.....
225259	8405	Thread Unwinder Spool Rest with 201018C, for 225260.....
225260	8405	Thread Unwinder complete, Nos. 150203, 201896J, 202490, 225259, 225324, 225326, 225388, 225391 and three wood screws 7/8 in. No. 12.....
225322	20918	Thread Unwinder Thread Guide Rod Washer, for 225324.....
225324	8405	Thread Unwinder Thread Guide Rod with 208E and 225322, for 225260.....
225326	20918	Thread Unwinder Thread Guide Position Cup for 225260.....
225388	8405	Thread Unwinder Spool Rest Rod, for 225260
225390	8405	" " Thread Cone Holder, for inverted cones.....
225391	8405	Thread Unwinder Thread Guide, for 225260.

Genuine Singer Needles should be used in Singer Machines. These Needles and their Containers are marked with the Company's Trade Mark "SIMANCO." 1

Needles in Containers marked "For Singer Machines" are not Singer made needles. 2

PLATE 8405 -- ONE-FOURTH SIZE

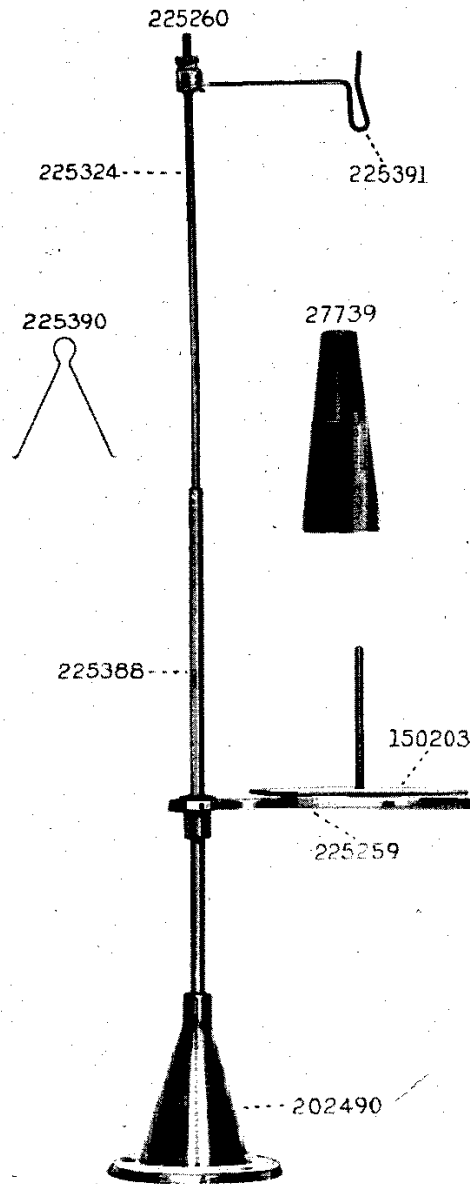


PLATE 20907 - FULL SIZE

4448 12403 3012 2022 4389

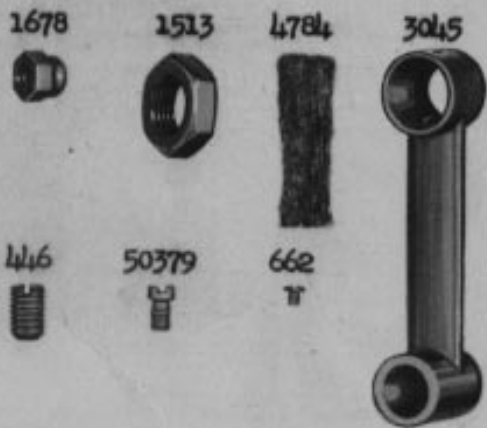
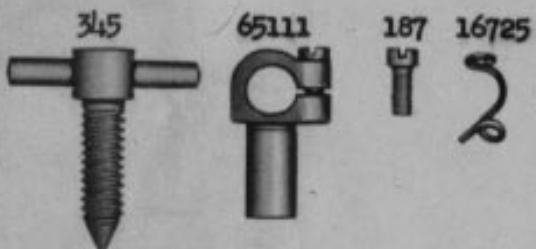




PLATE 20908 - FULL SIZE

123 144 1362 51224 448



219




PLATE 20909 - ONE-HALF SIZE

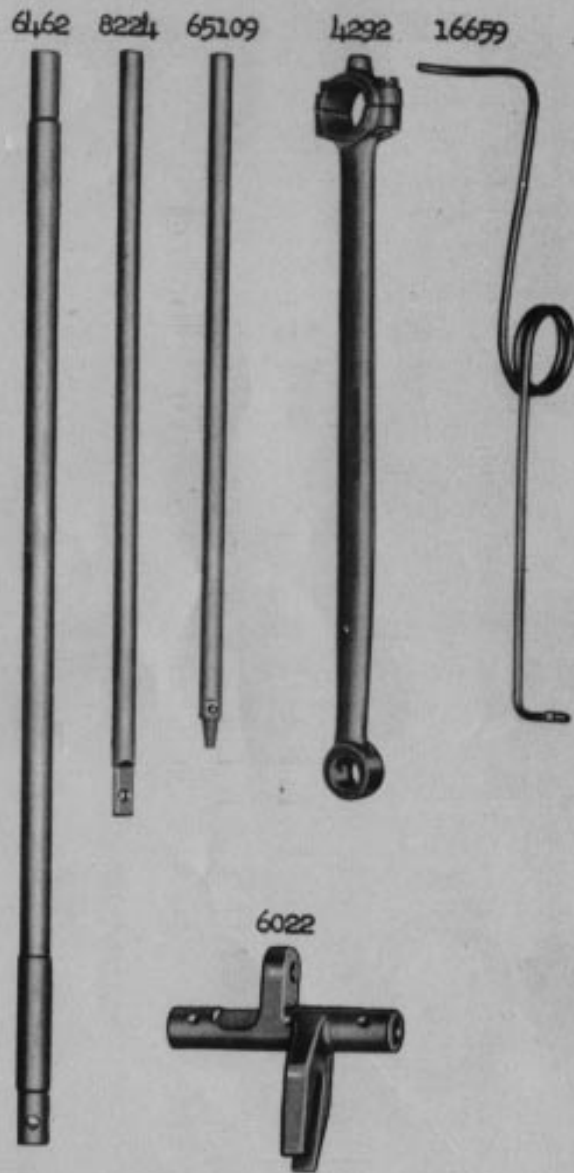


PLATE 20910 - FULL SIZE




PLATE 20911 - FULL SIZE




PLATE 20912 - FULL SIZE

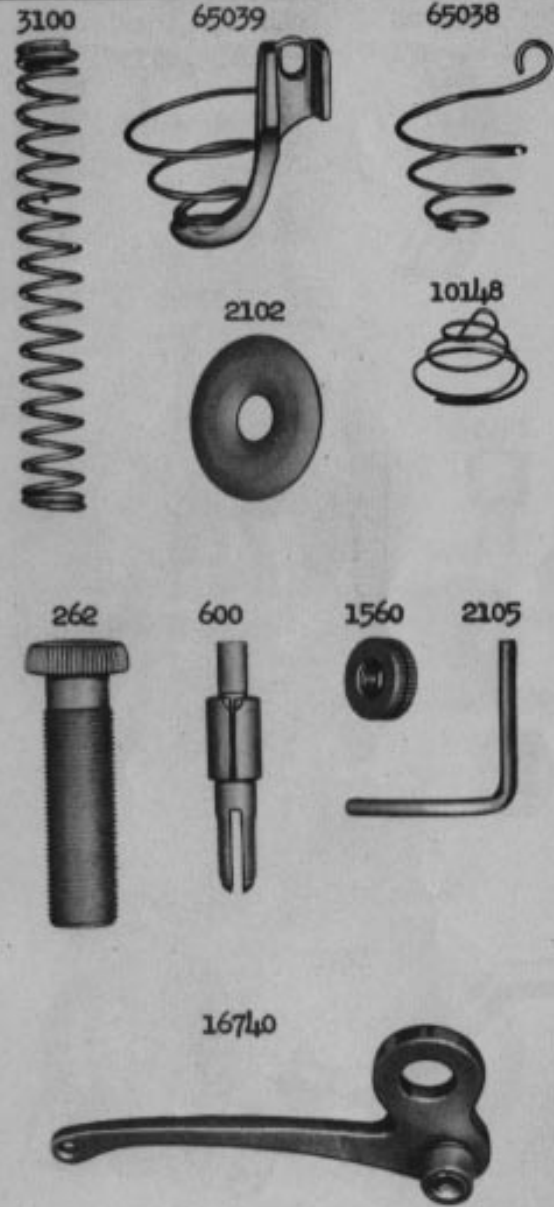


PLATE 20913 - FULL SIZE

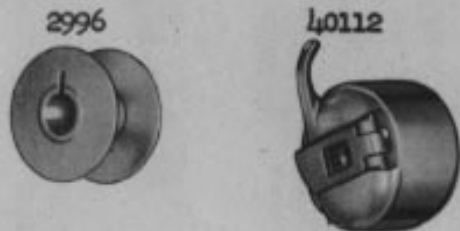



PLATE 20914 - FULL SIZE






PLATE 20915 - FULL SIZE




PLATE 20916 - FULL SIZE

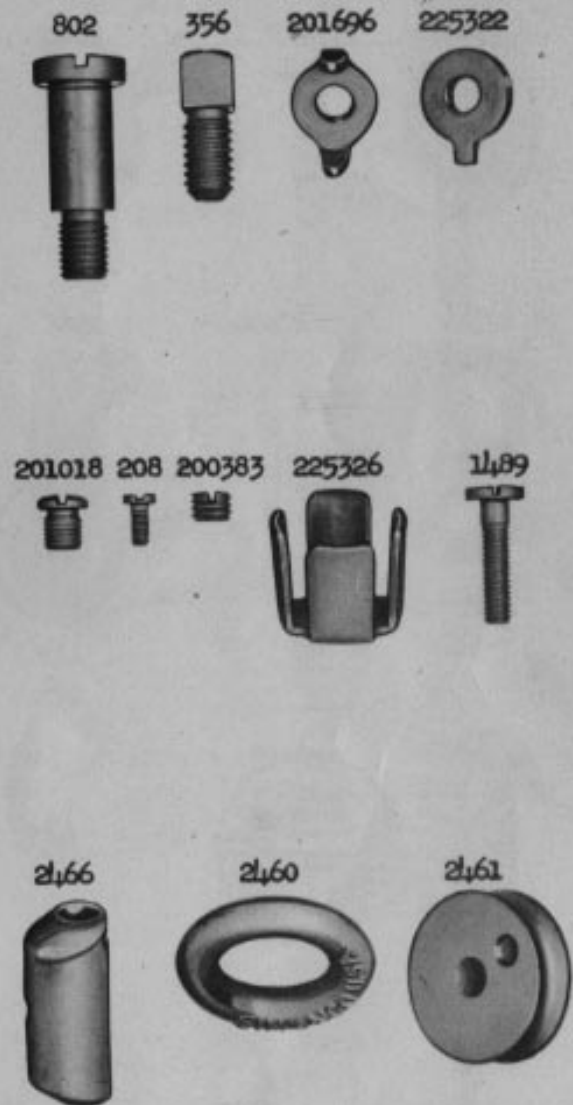


PLATE 20917 - ONE-HALF SIZE



11241

27312

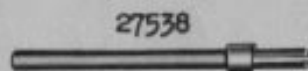



PLATE 20918 - FULL SIZE




PLATE 20919 - ONE-HALF SIZE




PLATE 20920 - ONE-HALF SIZE




PLATE 20921 - ONE-FOURTH SIZE




PLATE 20922 - ONE-FOURTH SIZE

