


**SINGER**  
**400W18**

Form 2990w

(149)

Printed in U. S. A.

# LIST OF PARTS



MACHINE No. 400w18

---

\*\* A TRADE-MARK OF

THE SINGER MANUFACTURING COMPANY

## INSTRUCTIONS FOR OILING

---

To ensure easy running and prevent unnecessary wear of the parts which are in movable contact, the machine requires oiling and when in continuous use, "TYPE A" or "TYPE C" OIL, sold only by Singer Sewing Machine Company, should be applied at least twice each day to all oil holes marked "OIL", as instructed in Form 3004w.

"TYPE C" OIL is stainless.

## INDEX

---

	PAGE
ACCESSORIES	14
BELT GUARD	16
BOBBIN WINDERS	15 & 17
KNEE LIFTER	14
MACHINE No. 400w18	5
MISCELLANEOUS PARTS	18
NUMERICAL LIST OF PARTS	19
TREADLE COMPLETE	16
THREAD UNWINDER	18

# INSTRUCTIONS FOR ORDERING

In ordering from this list, use ONLY the PART number in the FIRST column.

The number stamped on a Sewing Machine Part is the number of the Single Part only, except when the part includes Set Screws, Clamping Screws, Studs and Rollers Spun on, Small Wires riveted, or Parts soldered together, etc., which it is necessary to furnish in combination.

Every combination of parts sent out has its specific number which, although not stamped on Parts (except in above case), must be used when ordering the combination.

Each number always indicates the SAME PART in whatever list it appears, or for whatever Machine.

The letters after some of the numbers indicate the style of finish only, as follows:

- A. Hardened, Polished, Nickel Plated and Buffed.
- B. Polished, Nickel Plated and Buffed.
- C. Hardened only.
- D. Polished only.
- E. Soft, not polished.
- F. Hardened and Polished.
- H. Blued.
- J. Nickel Plated only.
- R. Merlized.
- X. Black Oxide, for Iron and Steel.
- XC. Hardened and Black Oxide, for Iron or Steel.
- Y. Black Nickel Plated only.

These letters MUST BE USED when they appear in the list and AFTER the number, as in the list.


In this series  
 1 to 1500, 200001 to 201500 and 350001 to 351500 are Screw Numbers.  
 1501 to 1800, 201501 to 201800 and 351501 to 351800 are Nut Numbers.  
 1801 to 2000, 201801 to 202000 and 351801 to 352000 are Roller Numbers.  
 2001 to 50000 and 202001 to 350000 are Numbers of Machine Parts.

The figures in the second column refer only to the plate in which the illustration of the part is shown and are NOT TO BE USED in ordering.

Two or more numbers over a cut indicate that the difference between such parts is not visible in an illustration.

Parts marked with an asterisk (\*) are furnished only when repairs are made at the factory.

## LIST OF PARTS COMPLETE FOR



### MACHINE No. 400w18

HIGH SPEED

DOUBLE ROTARY DISC TAKE-UP.  
 SINGLE NEEDLE. LOCK STITCH. DROP FEED.  
 MAXIMUM STITCH 5 1/2 TO THE INCH.

NEEDLE BAR STROKE 1 9/64 INCHES.

PRESSER BAR LIFT 3/16 INCH.

HAS RUFFLING MECHANISM FOR CONTINUOUS RUFFLING.  
 MAY BE ADJUSTED FOR INTERMITTENT RUFFLING  
 CONTROLLED BY FOOT TREADLE.

FOR PLAIN RUFFLING ON LIGHT AND MEDIUM WEIGHT FABRICS.

No.	Plate	Name
*272001	-----	Arm with two 201005E
270332	18408	" Cover Plate (back)
200041X	18408	" " " Screw (2)
201005E	18438	" Oil Stop Screw (2)
204235	18408	" Position Pin (2)
200004E	18408	" Screw (3)
202005	18408	" " Washer (3)
*270392	18409	" Shaft
270394	18409	" " 270392 with 200333C, 200378C, 270005 and 270099
270004	18409	Arm Shaft Ball Bearing (back)
270005	18409	" " " " (front)
270926	18409	" " Connection Belt (reinforced neoprene)
270168	18409	Arm Shaft Connection Belt Pulley and Rotary Take-up Driving Pulley with 200363AL, 350492C and three 214206

No.	Plate	Name
350492C	18409	Arm Shaft Connection Belt Pulley Position Screw
200363AL	18409	Arm Shaft Connection Belt Pulley Set Screw
214206	18409	Arm Shaft Connection Belt Pulley Spring Flange
270189	18409	Balance Wheel (aluminum alloy casting) for 5/16" round belt, (diam. of belt groove 1-13/16 in.) (rim diam. 4 in.) with 201346C and 350107C
270190	18409	Balance Wheel 270189 with 270004
270187	18409	" " (aluminum alloy casting) for "v" belt (outside diam. of belt groove 2.9 in.) (rim diam. 4 in.) with 201346C, 350107C, for 270188
270188	18409	Balance Wheel 270187 with 270004
Note: Balance Wheel 270188 is furnished with this machine unless otherwise specified on order		
350107C	18409	Balance Wheel Position Screw
201346C	18409	" " Set Screw
*270333	-----	Bed
270009	18408	" Slide
270144	18377	Face Plate
350303H	18377	" " Screw (5)
143185	18363	Feed Bar Body with two each 1607C and 51220AL
51220AL	18363	Feed Bar Body Adjusting Screw
1607C	18363	" " " " Lock Nut
704C	18363	" " " Screw
270012	18363	" " Center (2)
200394C	18363	" " Set Screw
235706	18363	" " Oiling Wick
270138	18363	" " " Holder
270139	18363	" " " " 270138 with 235706
143186	18363	Feed Bar Shank
52266	18363	" " Slide Block
52267	18363	" " " 52266 with 125060
*125060	18363	" " Stud
143187	18363	" " (tilting, adjustable) complete, Nos. 704C, 143185 and 143186
270339	18439	Feed Dog, 11 teeth (15 teeth to the inch) for 270386
50117E	18439	Feed Dog Screw (2)
270013	18363	" Driving Connection
270014	18363	" " " 270013 with 270016
270015	18363	Feed Driving Connection Crank with 200040E
200040E	18363	Feed Driving Connection Crank Pinch Screw
200545C	18363	Feed Driving Connection Hinge Screw
201522E	18363	" " " " Nut
270016	18363	" " Needle Bearing
270017	18390	" " Eccentric
270018	18390	" " Adjusting Disc

No.	Plate	Name
270137	18390	Feed Driving Eccentric Adjusting Disc Spring
270111	18390	Feed Driving Eccentric Adjusting Disc Spring Collar with 201220C
201220C	18390	Feed Driving Eccentric Adjusting Disc Spring Collar Position Screw
240231	18390	Feed Driving Eccentric Friction Gib
200369C	18390	" " " " Adjusting Screw
350101C	18390	Feed Driving Eccentric Friction Gib Adjusting Screw Set Screw
270020	18390	Feed Driving Flange with 200333C, 200346C, two each 200369C and 350101C
200333C	18390	Feed Driving Flange Position Screw
200346C	18390	" " Set Screw
270021	18363	" " Rock Shaft with two 200394C
270022	18363	Feed Driving Rock Shaft Center (2)
350277C	18363	" " " " Set Screw (2)
270013	18363	Feed Lifting Connection
270014	18363	" " " 270013 with 270016
270015	18363	Feed Lifting Connection Crank with 200040E
200040E	18363	Feed Lifting Connection Crank Pinch Screw
200545C	18363	Feed Lifting Connection Hinge Screw
201522E	18363	" " " " Nut
270016	18363	" " Needle Bearing
270023	18390	" " Eccentric with 200382C and 201220C
201220C	18390	Feed Lifting Eccentric Position Screw
200382C	18390	" " " Set Screw
270024	18363	" " Rock Shaft with 52267
270022	18363	" " " " Center (2)
350277C	18363	" " " " Set Screw (2)
270140	18390	Feed Regulating Stud
240245	18390	" " " Retaining Spring
270026	18390	" " " Spring
270045	18440	Foot Lifter Lifting Link
270285	18408	" " " " Connection
200427C	18408	" " " " Set Screw
200293C	18440	Foot Lifter Lifting Link Hinge Screw
270094	18408	" " " Rod
270048	18408	" " " Connection
200434C	18408	" " " " Set Screw
270049	18408	Foot Lifter Rock Shaft with 200427C and 200434C
270133	18440	Needle Bar with 350445F
270124	18440	" " Bushing (lower)

No.	Plate	Name
270261	18440	Needle Bar Bushing (upper)
350489AL	18440	" " " " Set Screw
270053	18440	" " Connecting Link
270054	18440	" " " " 270053 with 270043
270055	18440	Needle Bar Connecting Link Guide Block
200078E	18440	" " " " " "
		Screw (2)
270143	18440	Needle Bar Connecting Link Hinge Stud with 222598 and 270161
222598	18440	Needle Bar Connecting Link Hinge Stud Oil Packing (wick)
200374C	18409	Needle Bar Connecting Link Hinge Stud Set Screw
270043	18440	Needle Bar Connecting Link Needle Bearing
270100	18440	Needle Bar Connecting Link Thrust Washer
270057	18440	Needle Bar Connecting Stud with 200086C and 202330
202330	18440	Needle Bar Connecting Stud Oil Packing (wick)
200086C	18440	Needle Bar Connecting Stud Pinch Screw
*270099	18409	" " Crank with two 200374C
200333C	18409	" " " " Position Screw
200378C	18409	" " " " " " Check Screw
270058	18440	Needle Bar Oiling Felt
350445F	18440	" Set Screw
270059	18440	Presser Bar with 176X
270060	18440	" " Bushing
270061	18440	" " Lifter
350442C	18440	" " " Hinge Screw
270062	18440	" " Lifting Releasing Lever Bracket
270095	18440	Presser Bar Lifting Releasing Lever Bracket Spring
270063	18440	Presser Bar Position Guide with 200196E and 350411C
350411C	18440	Presser Bar Position Guide Pinch Screw
270064	18408	" " Spring
350435C	18408	" " " " Screw (pressure regulating)
270341	18408	Presser Bar Spring Stud
272002	18439	" Foot
176X	18440	" " Screw
270927	18377	Rotary Take-up (large)
270161	18440	" " " " Position Pin
401D	18377	" " " " Screw (2)
271032	18377	" " " " Thread Guide
270906	18378	" " (small) with 270147 and 350418C
270068	18378	Rotary Take-up (small) Driving Shaft
270032	18378	" " " " " "
		Ball Bearing (2)

No.	Plate	Name
270069	18378	Rotary Take-up (small) Driving Shaft Connection Belt
270072	18378	Rotary Take-up (small) Driving Shaft Pulley with two 200382C
200382C	18378	Rotary Take-up (small) Driving Shaft Pulley Set Screw
350418C	18378	Rotary Take-up (small) Set Screw
270147	18378	" " " " Thread Cast-off Pin
270148	18377	Rotary Take-up Guard
350503H	18377	" " " " Screw (3)
270868	18379	Rotating Hook with 14330I and two 1253AL
270869	18379	Rotating Hook 270868 with 270874XC and four 1053E
270870	18379	Rotating Hook 270869 with 270872, 270876 and three 1367E
270871	18379	Rotating Hook 270870 with 52237
270010	18379	" " Bobbin
52235	18379	" " " " Case
52236	18379	" " " " " 52235 with 591F, 1380E and 40394
40393	18379	Rotating Hook Bobbin Case Hinge, Nos. 2974, 40392 and 125320
270872	18379	Rotating Hook Bobbin Case Holder (chromium plated)
52018	18379	Rotating Hook Bobbin Case Holder Position Bracket
200077D	18379	Rotating Hook Bobbin Case Holder Position Bracket Screw
40392	18379	Rotating Hook Bobbin Case Latch
125320	18379	" " " " " " Lever
2974	18379	" " " " " " "
		Fulcrum Pin
2975	18379	Rotating Hook Bobbin Case Latch Spring
592E	18379	" " " " " " Stop Screw
40394	18379	Rotating Hook Bobbin Case Tension Spring
591F	18379	Rotating Hook Bobbin Case Tension Spring Regulating Screw
1380E	18379	Rotating Hook Bobbin Case Tension Spring Screw
52237	18379	Rotating Hook Bobbin Case complete, Nos. 592E, 2975, 40393 and 52236
270873	18379	Rotating Hook Bobbin Case 52237 with 270872
270031	18390	Rotating Hook Driving Shaft
270032	18390	" " " " " Ball Bearing
270033	18390	Rotating Hook Driving Shaft Bushing with 222598
222598	18390	Rotating Hook Driving Shaft Bushing Oil Packing (wick)
200362C	18390	Rotating Hook Driving Shaft Bushing Set Screw

No.	Plate	Name
270169	18390	Rotating Hook Driving Shaft Connection Belt Pulley with 214206 and two 200070C
200070C	18390	Rotating Hook Driving Shaft Connection Belt Pulley Set Screw
214206	18390	Rotating Hook Driving Shaft Connection Belt Pulley Spring Flange
270035	18390	Rotating Hook Driving Shaft Gear (internal teeth) with 200382C and 201220C
201220C	18390	Rotating Hook Driving Shaft Gear Position Screw
200382C	18390	Rotating Hook Driving Shaft Gear Set Screw
270036	18390	Rotating Hook Driving Shaft Oil Lead Wire
270038	18408	Rotating Hook Oil Reservoir Cover
270039	18408	" " " " " Gasket
200041X	18408	" " " " " Screw (6)
270155	18390	Rotating Hook Oil Reservoir Oil Gauge
143301	18379	" " " Wick (felt)
270876	18379	" " Section
1367E	18379	" " Screw
1253AL	18379	" " Set Screw
270162	18390	" " Shaft
270163	18390	" " Bushing
268258	18390	" " " Oil Packing (wick)
350277C	18390	Rotating Hook Shaft Bushing Set Screw
270164	18390	" " " End Bearing
201215D	18390	" " " " Screw
202423	18390	" " " Oil Filter Wick
143349	18390	" " " " " " Holder
270176	18390	Rotating Hook Shaft Oil Filter complete, Nos. 143349 and 202423
350498E	18390	Rotating Hook Shaft Oil Regulating Screw
270044	18390	Rotating Hook Shaft Thrust Washer
270166	18390	Rotating Hook Shaft Bushing complete, Nos. 268258, 270044, 270162 to 270164, 270176, 350498E and two 201215D
270874XC	18379	Rotating Hook Thread Guard
1053E	18379	" " " " Screw
270346	18438	Ruffle Controlling Segment Lever
270347	18438	" " " " Bushing
200374C	18438	Ruffle Controlling Segment Lever Bushing Set Screw
200080E	18438	Ruffle Controlling Segment Lever Cap Screw
270348	18438	Ruffle Controlling Segment Lever Slide Block
350463E	18438	Ruffle Controlling Segment Lever Stop Screw

No.	Plate	Name
201567D	18438	Ruffle Controlling Segment Lever Stop Screw Lock Nut
270349	18438	Ruffler Throw-in Connection Lever
200262H	18438	" " " " Hinge Screw
201459D	18438	Ruffler Throw-in Connection Lever Locking Thumb Screw
272003	18438	Ruffler Throw-in Connection Lever Locking Thumb Screw Bracket
200097C	18438	Ruffler Throw-in Connection Lever Locking Thumb Screw Bracket Screw (2)
201571D	18438	Ruffler Throw-in Connection Lever Locking Thumb Screw Thumb Nut
270350	18438	Ruffler Throw-in Connection Lever Rod with 202302
202302	18438	Ruffler Throw-in Connection Lever Rod Cotter Pin
203058	18438	Ruffler Throw-in Connection Lever Rod Coupling with 200530C
200530C	18438	Ruffler Throw-in Connection Lever Rod Coupling Set Screw
270351	18438	Ruffler Throw-in Connection Lever Rod Guide Plate
200054E	18438	Ruffler Throw-in Connection Lever Rod Guide Plate Screw (2)
270352	18438	Ruffler Throw-in Lever
270353	18438	" " " Bracket
200563H	18438	" " " " Screw
270354	18438	" " " Connection with two 248423
248423	18438	Ruffler Throw-in Lever Connection Cotter Pin
350464H	18438	Ruffler Throw-in Lever Hinge Screw
270355	18438	" " " Spring
270356	18438	" Throw-out Stop
208647	18438	" " " Pin
200124H	18438	" " " Screw
272004	18438	Ruffling Blade
272005	18438	" " Bracket
200989D	18438	" " " Cap Screw
272006	18438	" " " Lever (lower section)
200076D	18438	Ruffling Blade Bracket Lever (lower section) Screw
202603	18438	Ruffling Blade Bracket Lever (lower section) Screw Washer
272007	18438	Ruffling Blade Bracket Lever (upper section) with 200386C and 201418C
272008	18438	Ruffling Blade Bracket Lever (upper section) 272007 with 200076D, 200288H, 200989D, 202603, 204264, 270377, 272005, 272006, 272009, 272012 and 272013
201418C	18438	Ruffling Blade Bracket Lever (upper section) Position Screw
200386C	18438	Ruffling Blade Bracket Lever (upper section) Set Screw

## PARTS FOR MACHINE No. 400w18

No.	Plate	Name
272009	18438	Ruffling Blade Bracket Spring
200288H	18438	" " " " Screw
270362	18438	" " Driving Connection
270363	18438	" " " " 270362 with 270364
270364	18438	Ruffling Blade Driving Connection Needle Bearing
270365	18438	Ruffling Blade Driving Crank with 200041E
200041E	18438	Ruffling Blade Driving Crank Pinch Screw
270366	18409	Ruffling Blade Driving Eccentric with 200335C and 200338C
270367	18409	Ruffling Blade Driving Eccentric Cap
201409F	18409	" " " " " Screw
200338C	18409	Ruffling Blade Driving Eccentric Position Screw
200335C	18409	Ruffling Blade Driving Eccentric Set Screw
270368	18438	Ruffling Blade Driving Link
200989D	18438	" " " " Cap Screw (2)
270369	18438	Ruffling Blade Driving Link Oiling Wick
272010	18438	Ruffling Blade Driving Shaft
270371	18438	" " " " Needle Bearing
272011	18438	Ruffling Blade Lifter
270373	18438	" " Lifting Crank with 200389C
200389C	18438	Ruffling Blade Lifting Crank Set Screw
270374	18438	" " " " Lever
200279E	18438	" " " " Hinge Screw
272012	18438	Ruffling Blade Lifting Plunger (lower section) with 201143H
201143H	18438	Ruffling Blade Lifting Plunger (lower section) Set Screw
272013	18438	Ruffling Blade Lifting Plunger (upper section)
270377	18438	Ruffling Blade Lifting Plunger Spring
204264	18438	" " " " Stop Pin
270379	18438	Ruffling Blade Positioning Cam Plate
270380	18438	" " " " Lever
200124H	18438	" " " " Screw (2)
272014	18438	Ruffling Blade Positioning Sleeve (eccentric)
272015	18438	Ruffling Blade Positioning Sleeve 272014 with two 270371
200179H	18438	Ruffling Blade Screw (2)
272016	18438	" Bracket
270384	18438	" " Cover with 255168, 270387 and two 200132E

## PARTS FOR MACHINE No. 400w18

No.	Plate	Name
255168	18438	Ruffling Bracket Cover Oil Cup
270387	18438	" " " " Pad (felt)
200132E	18438	" " " " Screw
200056E	18438	" " " " Screw (long)
200076E	18438	" " " " (short)
232077	18438	" " Position Pin (2)
200033E	18438	" " Screw (2)
201461C	18438	" " Support Screw
203347	18439	" Separating Blade
200158H	18439	" " " " Screw
	2102	18377 Tension Disc
270076	18440	" Releaser (adjustable)
200132E	18440	" " " " Screw
32572	18377	" Releasing Disc
270086	18377	" " " " Pin
13710	18377	" Spring
50304C	18377	" Stud
52098	18377	" " 50304C with 1560C
50305C	18377	" " Set Screw
1560C	18377	" Thumb Nut
270087	18377	Tension complete, Nos. 13710, 32572, 52082, 52083, 52098, 270086 and two 2102
270096	18377	Thread Guide
236245	18377	" " (lower)
26311H	18440	" " (on needle bar bushing)
350503H	18377	" " " " Screw (2)
270079	18440	" Pull-off
200196E	18440	" " Set Screw
270080	18377	" Retainer
200355H	18377	" " Set Screw
270150	18377	" Severing Finger
270151	18377	" " " " Guard
350486XC	18377	" " " " Hinge Screw
270156	18377	" " " " " "
		Spring Washer
200567H	18377	Thread Severing Finger Screw
52082	18377	" Take-up Spring
52083	18377	" " " " Regulator with 50305C
446C	18377	Thread Take-up Spring Regulator Set Screw
270386	18439	Throat Plate, for 270339
691F	18439	" " " " Screw (long)
50027E	18439	" " " " (short)



## ACCESSORIES

No.	Plate	Name
226315	18413	Angle Screw Driver (small)
270010	18379	Rotating Hook Bobbin (2)
272004	18438	Ruffling Blade (2)
228476	18413	Screw Driver (Bobbin Case)
135x7	----	Needles, six, three each, sizes 14 and 15
228341	18436	Drip Pan with four 3/4 in. wire nails
12361	18413	Machine Hinge Connection (2)
41400	18413	" Rest Pin (wood)
120342	18413	Oiler (copper plated) with 120343
120343	18413	" Spout (3-1/2 in. long)
259477	18413	Screw Driver 5 in. long (moulded handle)
129090	18413	Wrench

## KNEE LIFTER

228486	18436	Rock Lever Bracket with 200347C and three wood screws 7/8 in., No. 12
228361	18436	Rock Lever Bracket 228486 with 228359, 228363, 228367, 228386 and 228455
228359	18436	Rock Lever with two 350231C
228370	18436	" " Extension with 200529C
350231C	18436	" " " Set Screw
228363	18436	" " Hinge Pin
228364	18436	" " Knee Plate with 350231C
228388	18436	" " " " Arm
350231C	18436	" " " " " Set Screw
350231C	18436	" " " " " Set Screw
228455	18436	" " Position Spring
228365	18436	" " Rod
200529C	18436	" " " Set Screw
228386	18436	" " Spring
228367	18436	" " Stop Stud
200347C	18436	" " " " Set Screw
228371	18436	Knee Lifter Rock Lever complete, Nos. 228361, 228364, 228365, 228370 and 228388

(Other Knee Lifter parts are listed with parts of machine head)

## BOBBIN WINDER

(SWINGING AUTOMATIC, RIGHT HAND)

FOR "V" BELT DRIVE

No.	Plate	Name
259428	18312	Brake (leather)
259429	18312	" Clamp
200113F	18312	" " Screw
225453	18312	Frame with 202277 and 259660
225454	18312	" Hinge Pin
202277	18312	" Oil Packing (wick)
259660	18312	" " Well Washer
225455	18312	" Spring
225456	18312	" " Plunger
259461	18312	Pulley with 200380C
200380C	18312	" Set Screw
225381	18312	Spindle
225444	18312	Stop Latch
200056E	18312	" " Screw
225458	18312	" " Thumb Lever
225459	18312	" " " " Hinge Stud
225459	18312	" " " " Joint Stud
202478	18312	" " Trip Lever
200299H	18312	" " " " Hinge Screw
225461	18312	Tension Bracket with 201499H
200082D	18312	" " Screw
228026	18312	" " " Washer
2102	18312	" Disc
13710	18312	" Spring
201499H	18312	" Stud
201572H	18312	" " Thumb Nut
225462	18312	Bobbin Winder Tension Bracket complete, Nos. 13710, 201572H, 225461 and two 2102
259662	18312	Bobbin Winder and Tension Bracket Base
259462	18312	Universal Bobbin Winder complete, Nos. 200056E, 200082D, 200113F, 200299H, 202478, 225381, 225444, 225453 to 225456, 225458, 225462, 228026, 259428, 259429, 259461, 259662, two each 225459 and wood screws 3/4 in., No. 12, R.H.B.

## TREADLE COMPLETE

No.	Plate	Name
14372	18437	Ruffler Throw-out Treadle
228431	18437	" " " Chain, 40 in. long with two 202784
202784	18437	Ruffler Throw-out Treadle Chain Hook
227626	18437	" " " " Spring
227471	18437	" " " " " 227626 with 202784
202784	18437	Ruffler Throw-out Treadle Chain Spring Hook
14373	18437	Ruffler Throw-out Treadle Extension
50581R	18437	" " " " Screw
2718R	18437	" " " " " Washer
17881	18437	Ruffler Throw-out Treadle Shaft
14374	18437	" " " Spring
14375	18437	" " " Stand
14376	18437	Ruffler Treadle complete, Nos. 2718R, 14372 to 14375, 17881, 50581R and two wood screws 1-1/4 in., No. 12, F.H.

## BELT GUARD

270153	18375	Belt Guard Bracket
350328H	18375	" " " Screw (2)
200362C	18375	" " Set Screw (2)
270152	18375	" " with two 200362C
270154	18375	Belt Guard complete, Nos. 270152, 270153 and two 350328H

## BOBBIN WINDER

(SWINGING AUTOMATIC, RIGHT HAND)

FOR 5/16" ROUND BELT DRIVE

No.	Plate	Name
259428	18312	Brake (leather)
259429	18312	" Clamp
200113F	18312	" " Screw
225453	18312	Frame with 202277 and 259660
225454	18312	" Hinge Pin
202277	18312	" Oil Packing (wick)
259660	18312	" " Well Washer
225455	18312	" Spring
225456	18312	" " Plunger
225368	18312	Pulley with 200380C
200380C	18312	" Set Screw
225381	18312	Spindle
225444	18312	Stop Latch
200056E	18312	" " Screw
225458	18312	" " Thumb Lever
225459	18312	" " " " Hinge Stud
225459	18312	" " " " Joint Stud
202478	18312	" " Trip Lever
200299H	18312	" " " " Hinge Screw
225461	18312	Tension Bracket with 201499H
200082D	18312	" " Screw
228026	18312	" " " Washer
2102	18312	" Disc
13710	18312	" Spring
201499H	18312	" Stud
201572H	18312	" " Thumb Nut
225462	18312	Bobbin Winder Tension Bracket com- plete, Nos. 13710, 201572H, 225461 and two 2102
259430	18312	Bobbin Winder and Tension Bracket Base
259431	18312	Universal Bobbin Winder complete, Nos. 200056E, 200082D, 200113F, 200299H, 202478, 225368, 225381, 225444, 225453 to 225456, 225458, 225462, 228026, 259428 to 259430, two each 225459 and wood screws 3/4 in., No. 12, R.H.B.

## MISCELLANEOUS PARTS

No.	Plate	Name
225434	18413	Bobbin Holder
259502	18413	Finger Guard
225394	18413	Spool Pin

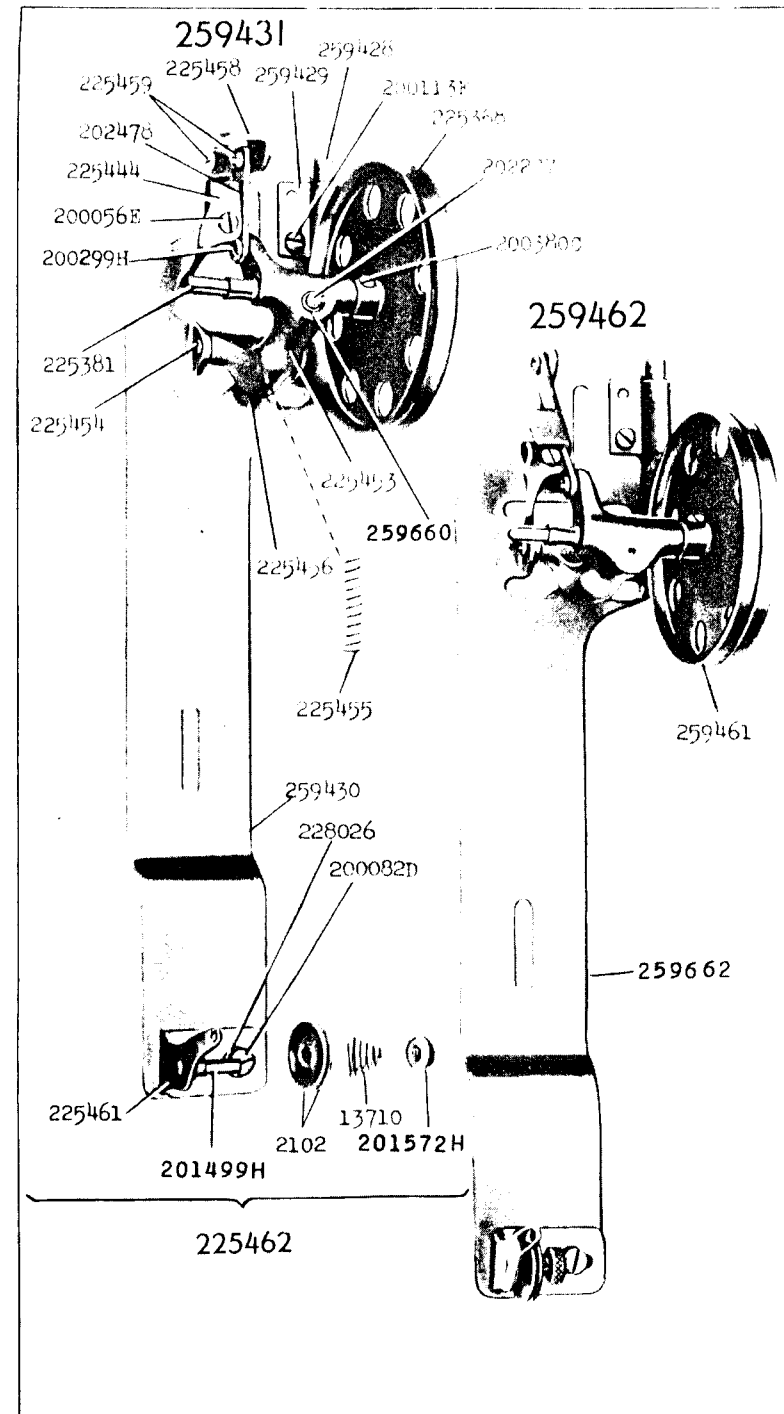
## USED IN CONJUNCTION WITH THREAD UNWINDER

259370	18362	Spool Pin
259378	18362	" " Arm with 217E and 259379
448AL	18362	" " " Set Screw
232896	18362	" " " Bracket with two 448AL
448AL	18362	" " " " Set Screw
259371	18362	" " Cap (bakelite)
1010F	18362	" " " Hinge Screw
259379	18362	" " Retaining Spring
217E	18362	" " " " Screw
259372	18362	" " Washer
259373	18362	Spool Pin complete, Nos. 1010F and 259370 to 259372
60913	18362	Spool Weight with 60914
60914	18362	" " Center Pin
225377	18362	" Wire, for small spools
27739	18362	Thread Cone (wood)
225390	18362	" " Holder

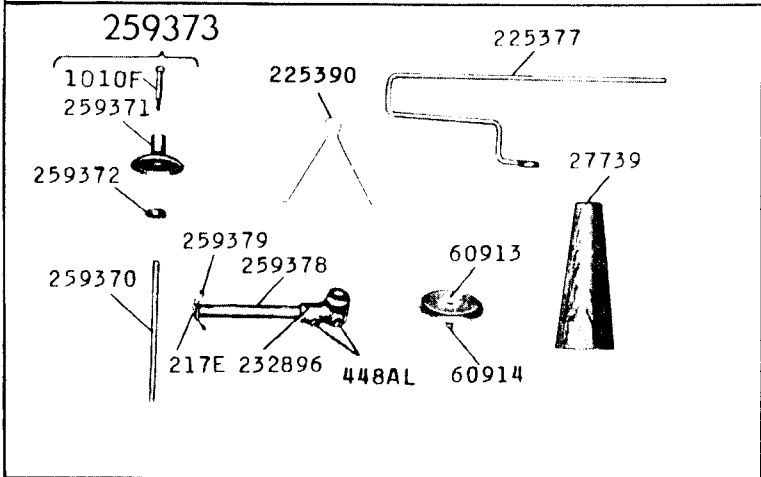
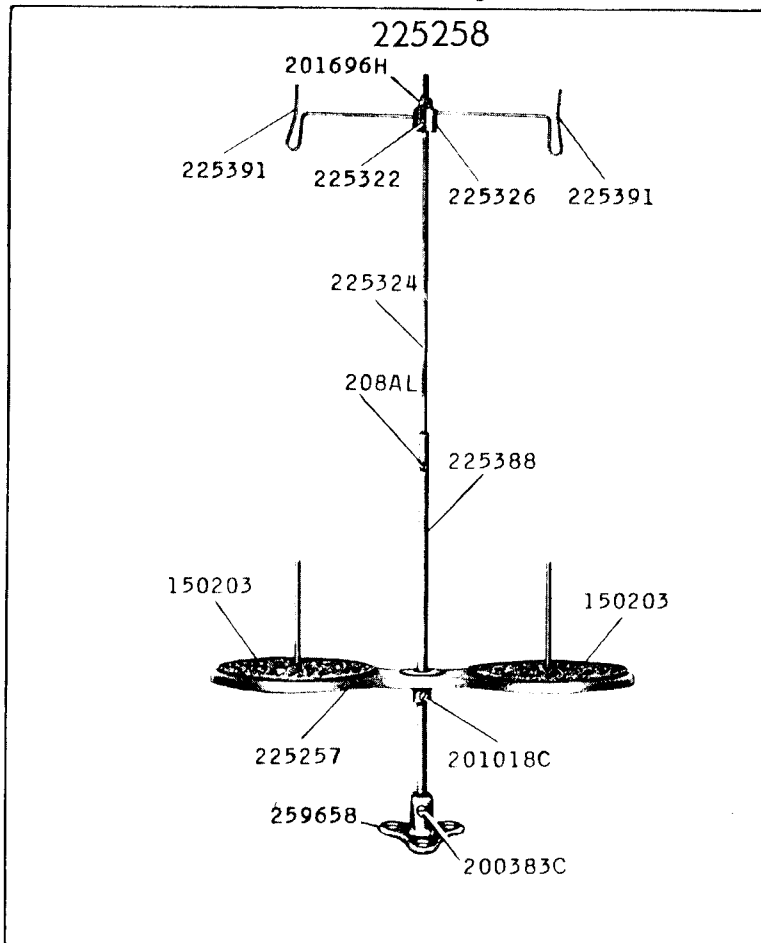
## THREAD UNWINDER

225257	18362	Spool Rest (for two spools) (flat) with 201018C
150203	18362	Spool Rest Cushion (felt)
225388	18362	" " Rod
200383C	18362	" " " Set Screw
201018C	18362	" " " Set Screw
259658	18362	" Stand with 200383C
225391	18362	Thread Guide
201696H	18362	" " Lock Nut
225326	18362	" " Position Cup
225324	18362	" " Rod with 208AL and 225322
208AL	18362	" " " Screw
225322	18362	" " " Washer
225258	18362	Thread Unwinder (for two spools) complete, Nos. 201696H, 225257, 225324, 225326, 225388, 259658, two each 150203, 225391 and three wood screws 7/8 in., No. 12

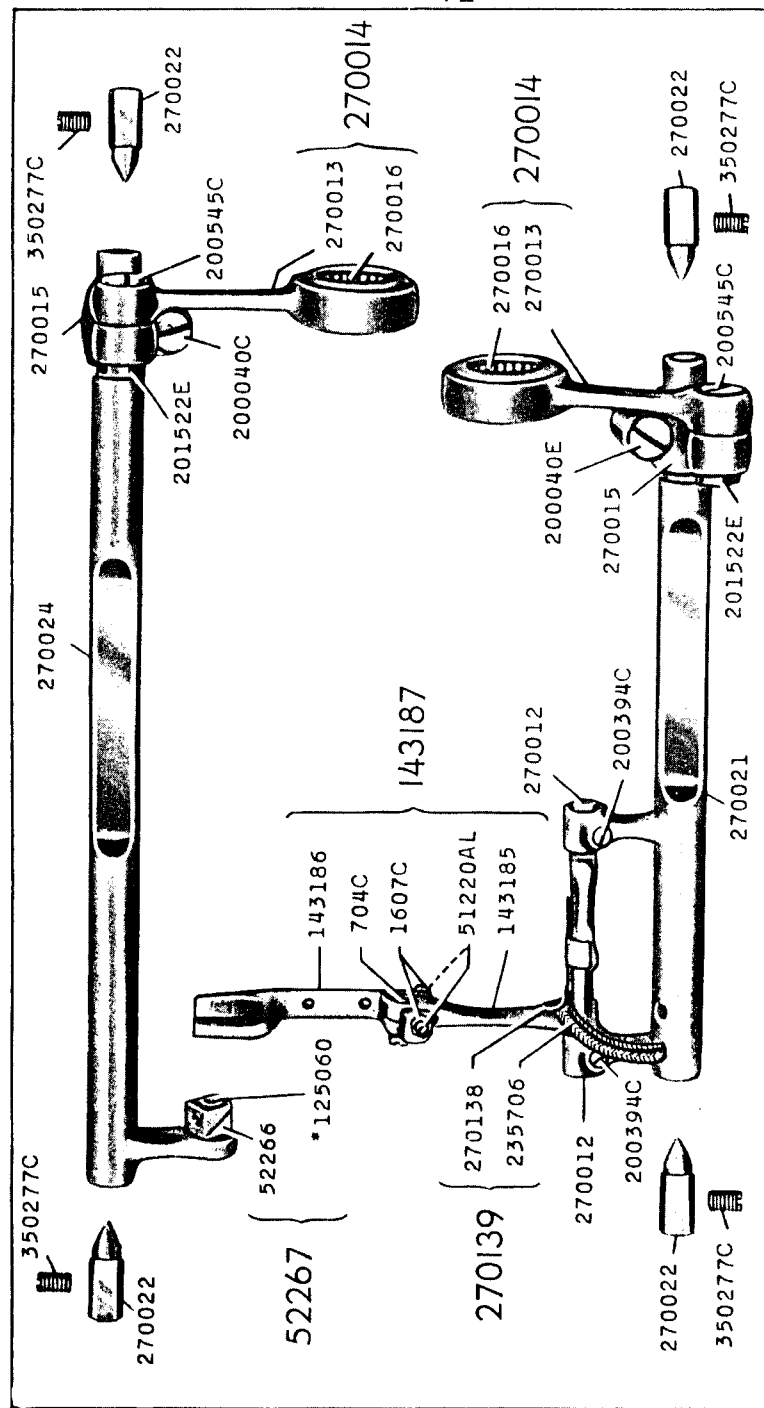
18312 - 3/8



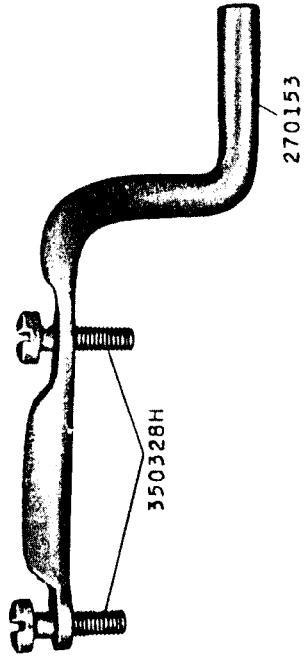
18362 - 1/6



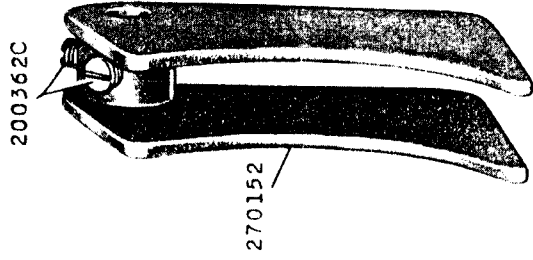
18363 - 1/2



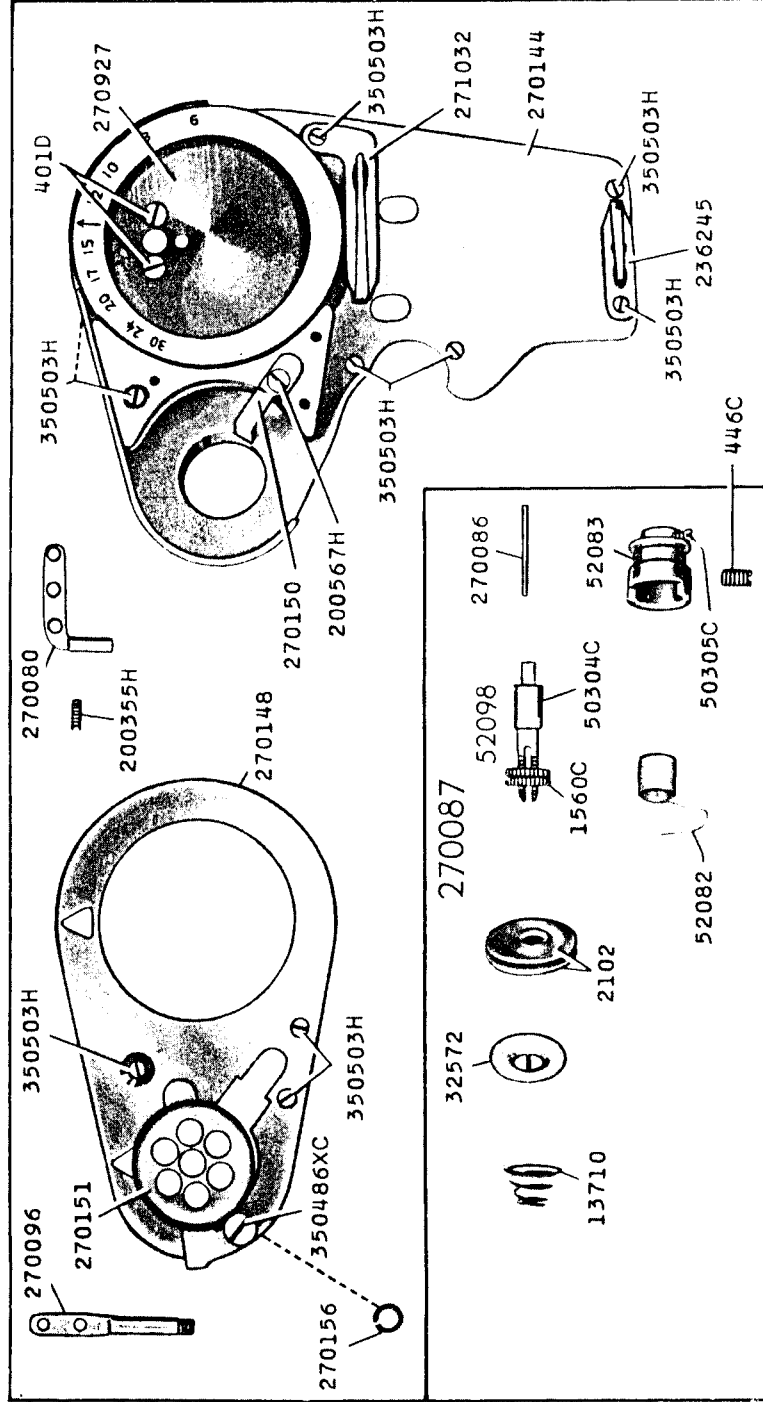
270154



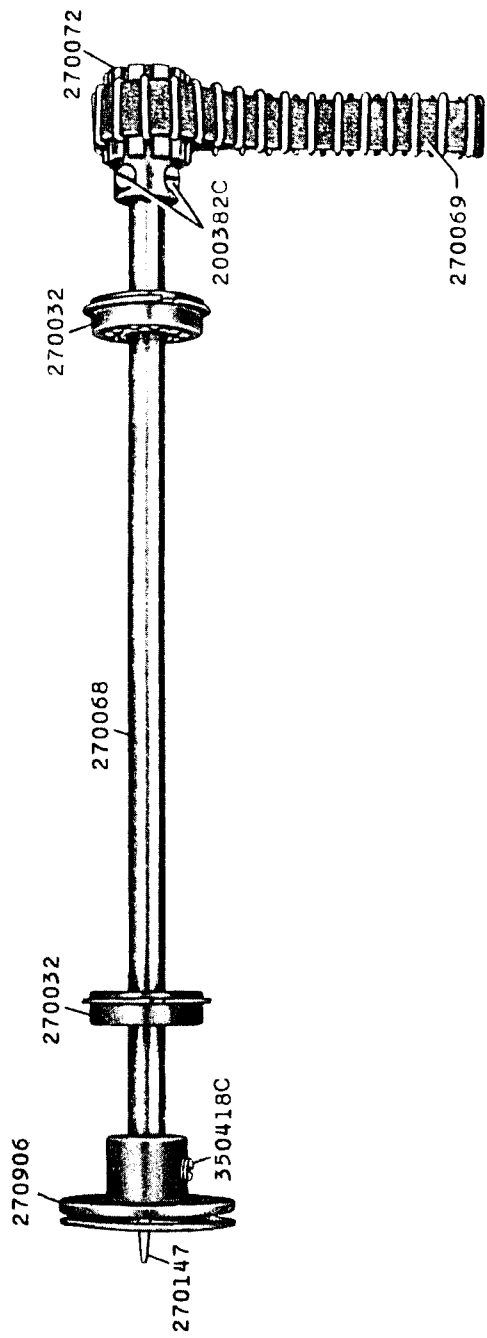
18375 - 2/3



18377 - 1/2



18378 - 1/2



18379 - 3/4

270871

270873

270870

270869

52237

2975

52236

52235

1380E

591F

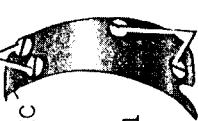
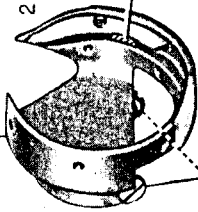
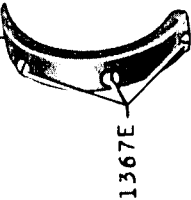
40394

270872

270876

270868

1053E



592E


40393

40392

2974



270010

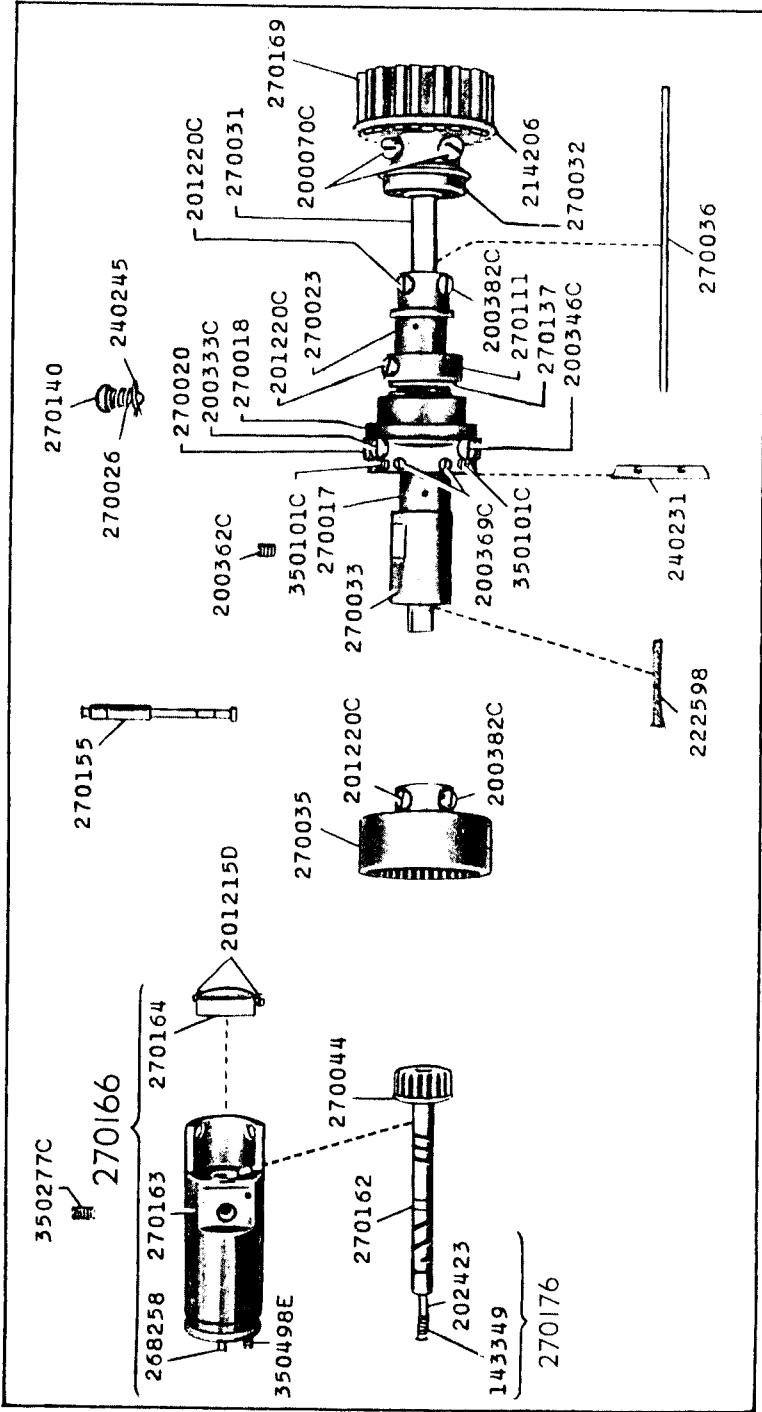


52018

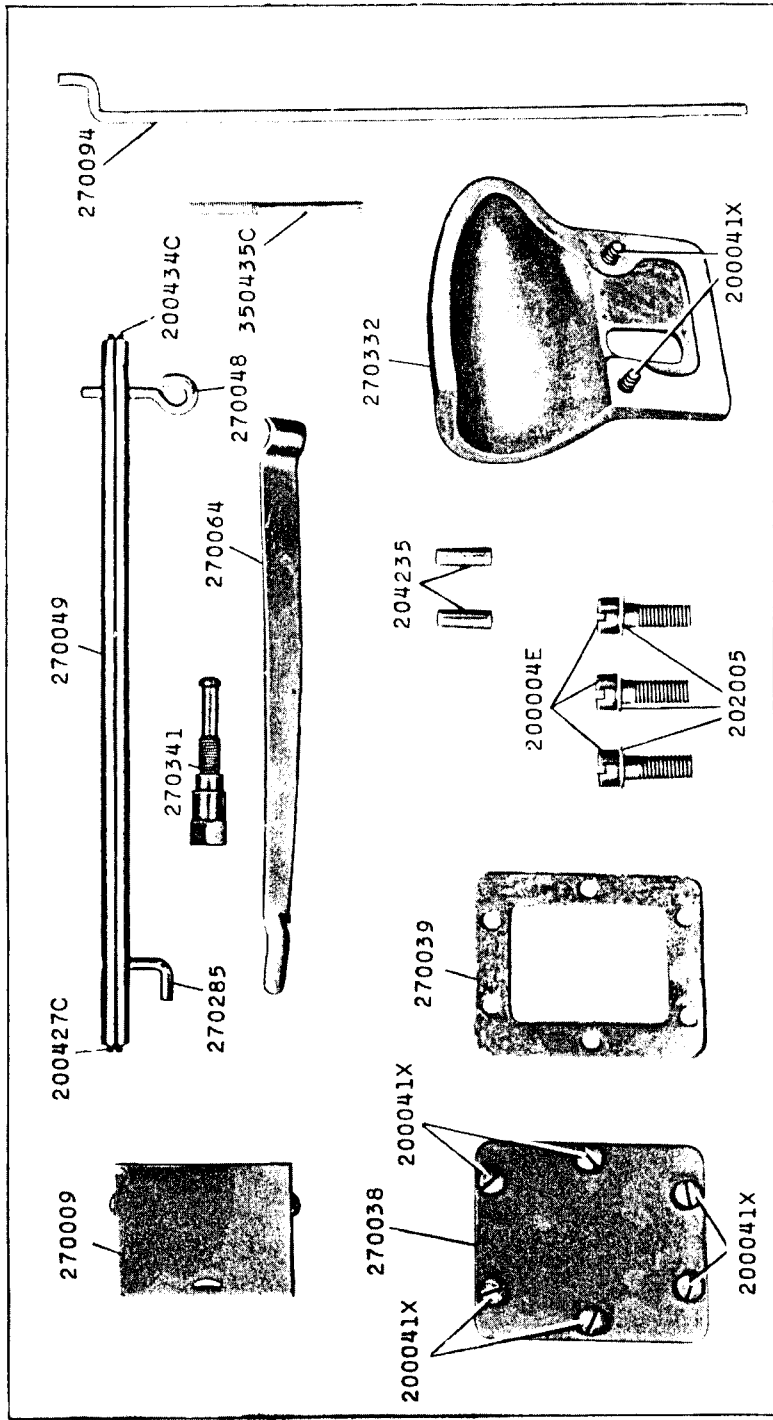


200077D

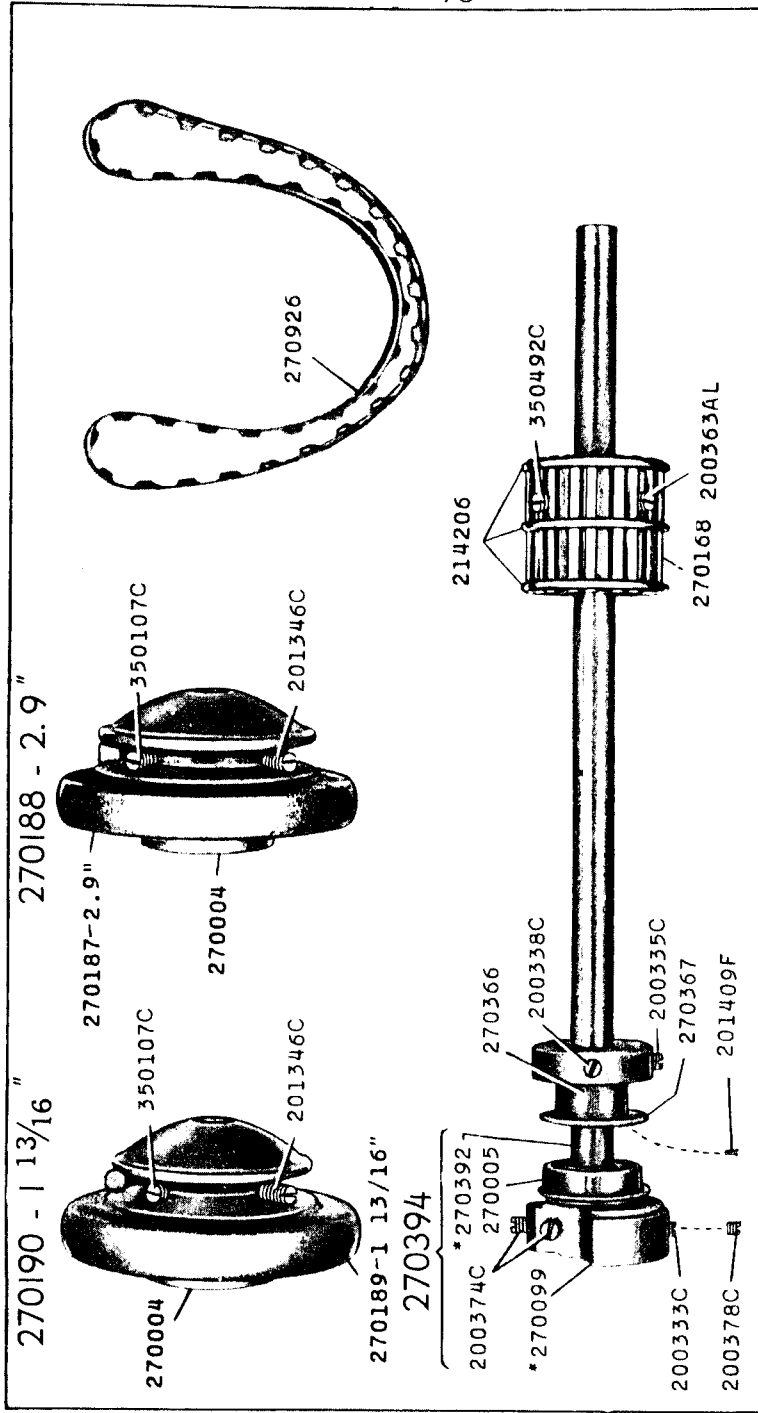
18390 - 3/8



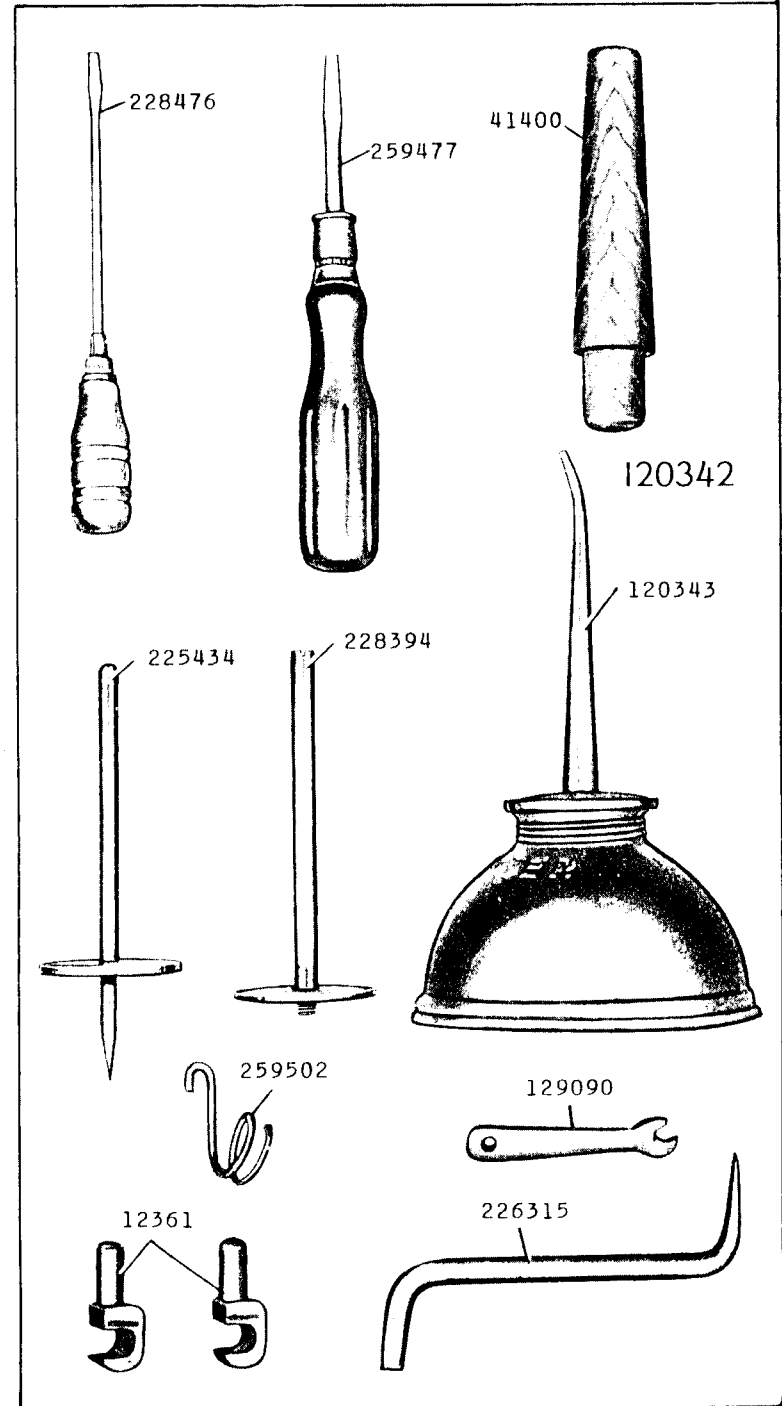
18408 - 3/8



18409 - 3/8

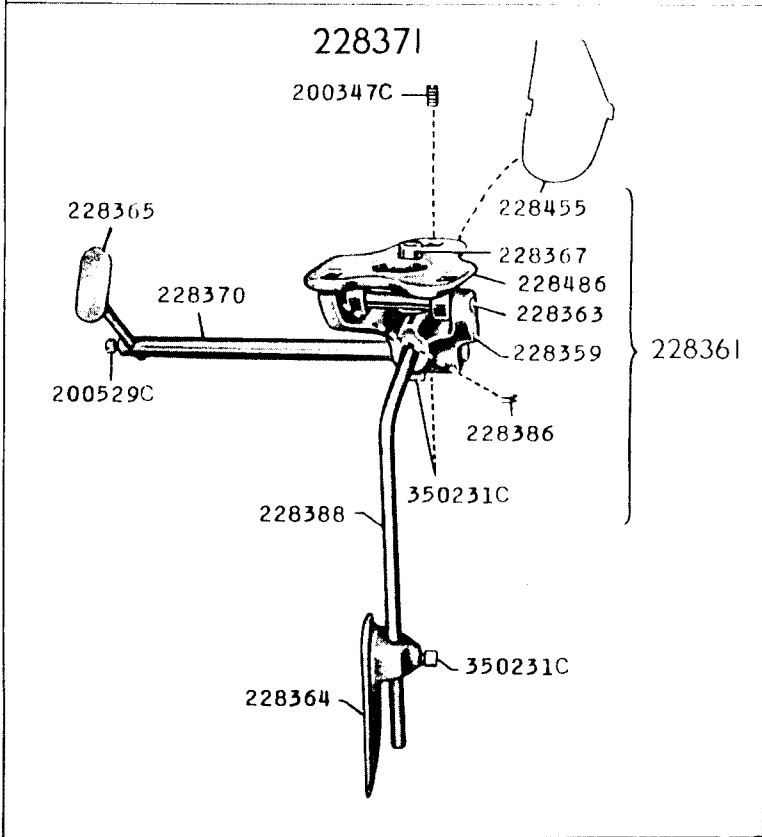
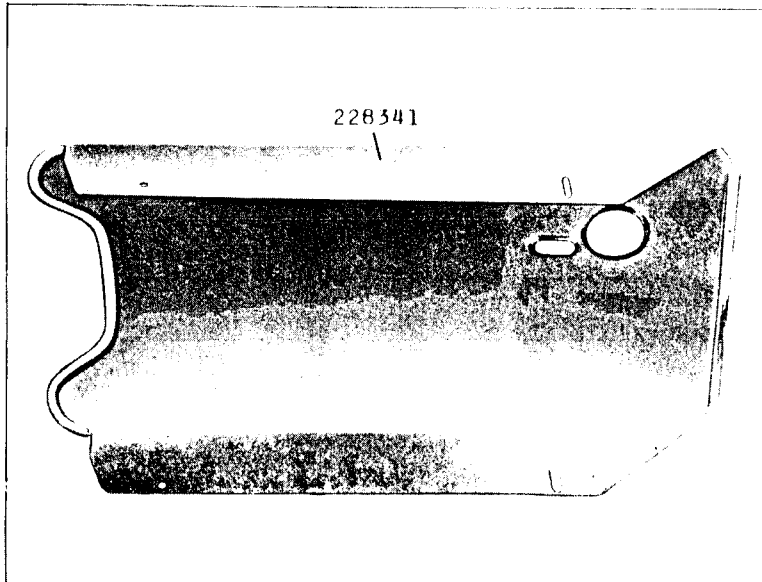


18413 - 1/2

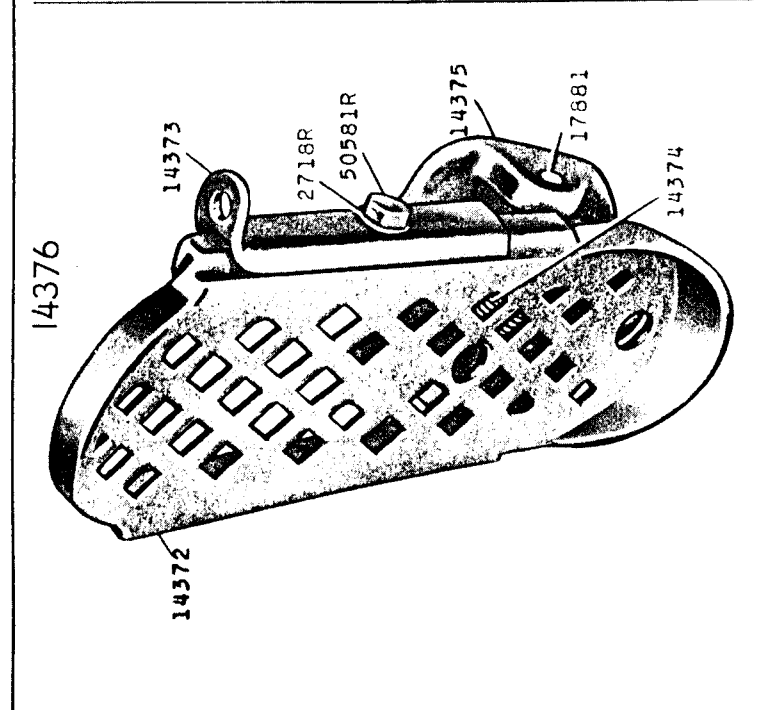
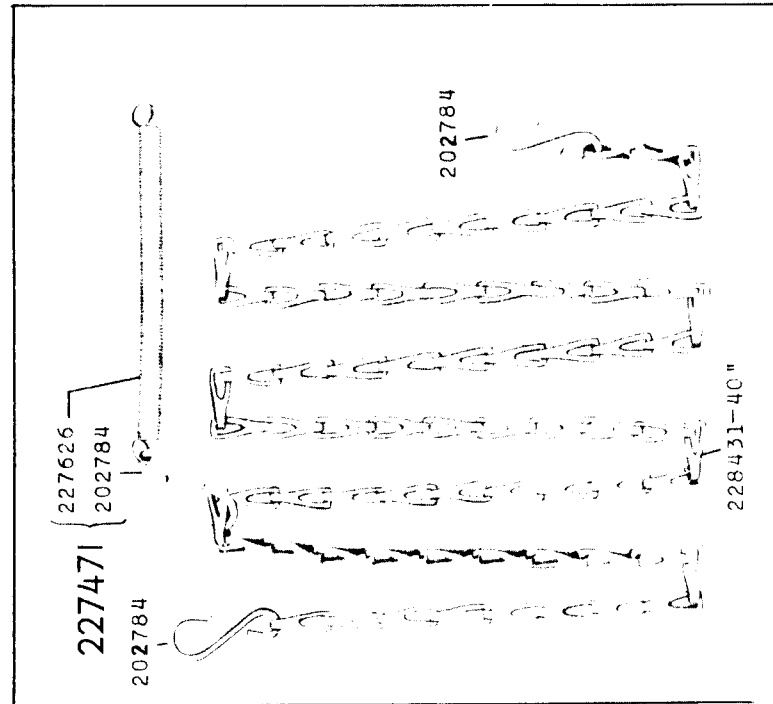




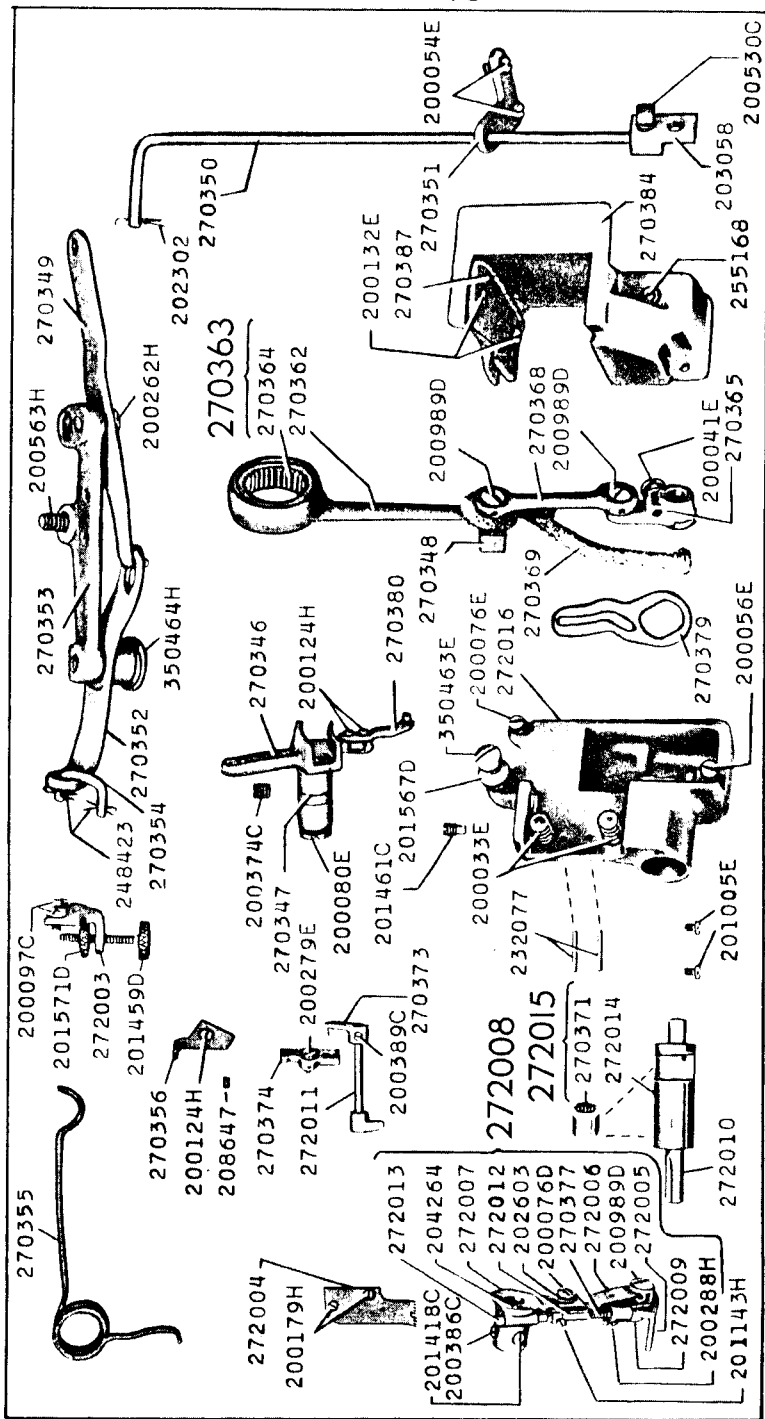
18436 - 1/4



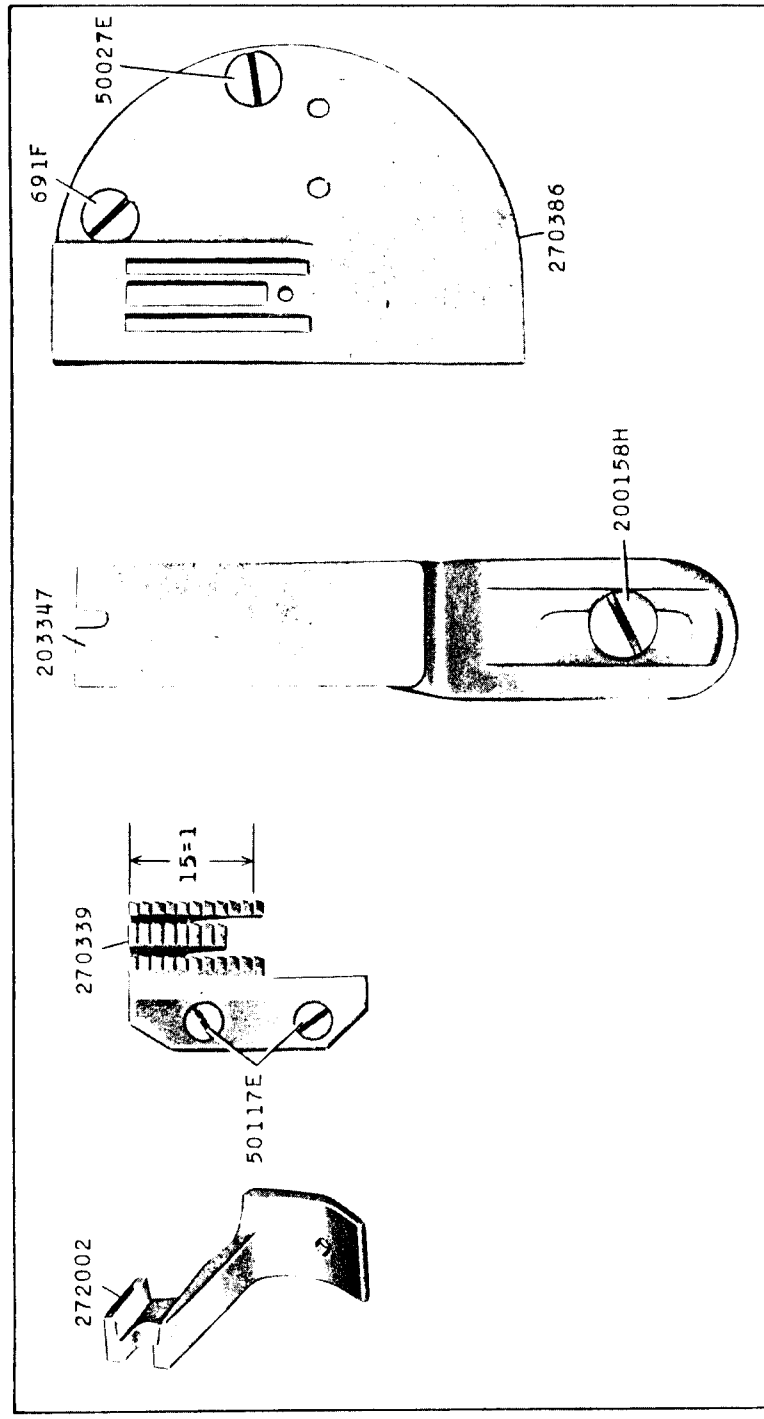
18437 - 1/2



18438 - 1/3



18439



18440 - 1/2

