

SINGER
114W103,W104

Form 1737w, Revised

(141)

Printed in U. S. A.

LIST OF PARTS



SINGER**
MACHINES
Nos. 114 w 103 and 114 w 104

THE SINGER MANUFACTURING COMPANY

**A Trade Mark of THE SINGER MANUFACTURING COMPANY

INSTRUCTIONS FOR OILING

To ensure easy running and prevent unnecessary wear of the parts which are in movable contact, the machine requires oiling and when in continuous use, "TYPE B" or "TYPE D" OIL, sold only by Singer Sewing Machine Company, should be applied at least twice each day to all oil holes marked "OIL", as instructed in Form 1594w. "TYPE D" OIL is stainless.

INDEX

	Page
Accessories	13
Machine No. 114w103	5
Machine No. 114w104	12
Nipples	14
Numerical List of Parts	17
Obsolete Parts	15
Presser Feet	14

INSTRUCTIONS FOR ORDERING

In ordering from this list, use ONLY the PART number in the FIRST column.

The number stamped on a Sewing Machine Part is the number of the Single Part only, except when the part includes Set Screws, Clamping Screws, Studs and Rollers Spun on, Small Wires riveted, or Parts soldered together, etc., which it is necessary to furnish in combination.

Every combination of parts sent out has its specific number which, although not stamped on Parts (except in above case), must be used when ordering the combination.

Each number always indicates the SAME PART in whatever list it appears, or for whatever Machine.

The letters after some of the numbers indicate the style of finish only, as follows:

- A. Hardened, Polished, Nickel Plated and Buffed.
- B. Polished, Nickel Plated and Buffed.
- C. Hardened only.
- D. Polished only.
- E. Soft, not polished.
- F. Hardened and Polished.
- H. Blued.
- J. Nickel Plated only.
- R. Merlized.
- X. Black Oxide.
- XC. Hardened and Black Oxide.
- Y. Blade Nickel only.

These letters MUST BE USED when they appear in the list and AFTER the number, as in the list.

In this series:

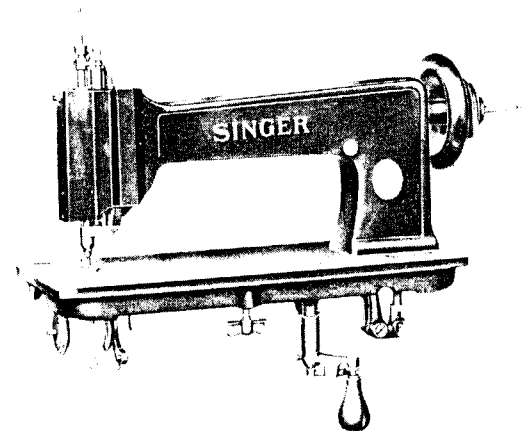
200001 to 201500 and 350001 to 351500 are Screw Numbers.
201501 to 201800 and 351501 to 351800 are Nut Numbers.
201801 to 202000 and 351801 to 352000 are Roller Numbers.
202001 to 350000 are Numbers of Machine Parts.

The figures in the second column refer only to the plate in which the illustration of the part is shown and are NOT TO BE USED in ordering.

Two or more numbers over a cut indicate that the difference between such parts is not visible in an illustration.

Parts marked with an asterisk (*) are furnished when repairs are made at the factory.

LIST OF PARTS COMPLETE FOR



MACHINE No. 114w103

For Making Chain and Drop or Moss Stitch
Embroidery; also for Writing Names on
Linen and Towels for Hotels, etc.

No.	Plate	Name
*222561	-----	Arm with 201048B, 222645 and two 222404
222649	12967	" Head with 222404
222648	12968	" " Cover
200469B	12968	" " " Thumb Screw
222404	12968	" " Position Pin
201042D	12967	" " Screw (lower)
350169E	12967	" " " (upper) (long)
200011D	12967	" " " " (short)
222405	12967	" " Sleeve
222407	12967	" " " Cap
200097C	12967	" " " " Screw
222408	12967	" " " Gear with 201052C
201052C	12967	" " " " Set Screw

No.	Plate	Name
222654	12967	Arm Head complete, Nos. 200072F, 200145C, 200334C, 200943F, 201185D, 201187F, 201189C, 201621C, 222405, 222407, 222408, 222417 to 222419, 222422, 222423, 222425 to 222427, 222432, 222452, 222453, 222467, 222482, 222566, 222576, 222578 to 222584, 222586, 222595, 222598, 222636 to 222638, 222649, 222650, 222653, 231827, 350078D, 350088D, two each 200097C, 201051D, 201191F, 222531 and three 200403C
222657	12968	Arm Position Pin (2)
200029E	12968	" Screw (4)
222606	12963	" Shaft
222655	12963	" " Collar with two 200382C
200382C	12963	" " " Set Screw
222412	12963	" " Driving Flange with 200098F and 201032F
201032F	12963	Arm Shaft Driving Flange Position Screw
200098F	12963	" " " " Set Screw
222645	12968	" Side Cover
201048B	12968	" " " Thumb Screw
*222623	-----	Bed
222565	12963	Driving Pulley
222416	12963	" " " Sleeve
350419H	12963	" " " Screw
222417	12967	Feed Bell Crank with 201035F and 201864
222650	12967	" " " Hinge Stud
200403C	12967	" " " " Set Screw
201864	12967	" " " Roller
201035F	12967	" " " " Screw
222595	12967	" " " Spring
222418	12967	" Lever
222419	12967	" " Bracket with 200125F and 200389C
222420	12967	" " " Guide
222421	12967	" " " " Bearing
222422	12967	" " " " " 222421 with 222420, 222424 and two 200581H
222423	12967	Feed Lever Bracket Guide Bearing Pin
222424	12967	" " " " " Cap
200581H	12967	" " " " " Screw
200125F	12967	" " " " " Set Screw
200389C	12967	" " " " " "
222425	12967	" " Hinge Pin
222426	12967	" Recovering Spring (left)
222427	12967	" " " (right)
201051D	12967	" " " " Screw
201187F	12967	" Regulating Screw with 222563
201621C	12967	" " " " Lock Lever Nut

No.	Plate	Name
222563	12967	Feed Regulating Screw Packing (fiber)
222428	12964	" Rotating Gear (upper) (rear) with 200119F
200119F	12964	Feed Rotating Gear (upper) (rear) Set Screw
*222651	-----	Feed Rotating Shaft
222653	12967	" " " 222651 with 203325 and 222652
*222652	-----	Feed Rotating Shaft Gear
203325	12967	" " " " " Position Pin
222566	12967	" Slide Bar
222432	12967	" " Block
222433	12965	Looper
222434	12965	" Bracket
222404	12965	" " Position Pin (2)
201058E	12965	" " " Screw (2)
222435	12965	" Operating Bell Crank with two 201057C
222436	12965	Looper Operating Bell Crank Bracket
222437	12965	" " " " " " 222436 with 222596 and 222624
202004	12965	Looper Operating Bell Crank Bracket Position Pin (2)
201058E	12965	Looper Operating Bell Crank Bracket Screw (3)
222639	12965	Looper Operating Bell Crank Bracket complete, Nos. 201047C, 201622C, 222437, 222445, 222622, 222644 and two 222438
222438	12965	Looper Operating Bell Crank Hinge Block
201057C	12965	" " " " " " " Screw Stud
201047C	12965	Looper Operating Bell Crank Hinge Screw
201622C	12965	" " " " " " " Nut
222439	12963	" " " Cam
222526	12963	" " " Position Pin
222640	12965	" " " Collar with 350099C
350099C	12965	" " " Set Screw
*222619	-----	" " " Connection (cam end)
222621	12965	" " " " 222619 with 222620 and two 197D
222622	12965	Looper Operating Connection 222621 with 222435, 222442 and two 205510
*222620	-----	Looper Operating Connection (swivel end)
2269	12965	" " " " " " " Position Pin
197D	12965	Looper Operating Connection (swivel end) Screw

No.	Plate	Name
201058E	12966	Stitch Rotating Gear Bracket Screw (2)
222496	12966	" " " Shaft (intermediate)
222428	12966	Stitch Rotating Gear Bracket Shaft (intermediate) Gear (back or front) with 200119F
200119F	12966	Stitch Rotating Gear Bracket Shaft (intermediate) Gear Set Screw
222535	12966	Stitch Rotating Gear Bracket complete, Nos. 201033D, 222490, 222495, 222496, 222503, 222504, 222596, 222631 and two 222428
222497	12964	Stitch Rotating Gear Shaft (vertical)
222498	12966	" " Hand Lever with 200084F
222503	12966	" " " 222498 with 201035F, 222487, 222488 and 222501
222499	12966	Stitch Rotating Hand Lever Handle (wood)
222500	12966	" " " " " Sleeve
222501	12966	" " " " " " 222500 with 206134 and 222499
206134	12966	Stitch Rotating Hand Lever Handle Sleeve Washer
200084F	12966	Stitch Rotating Hand Lever Set Screw
222504	12966	" " " " " Shaft
222447	12966	" " " " " Gear
222596	12966	" " " " " " 222447 with 200119F
200119F	12966	Stitch Rotating Hand Lever Shaft Gear Set Screw
222539	12964	Stop Bracket
222656	12964	" " Interlocking Rod
222613	12964	" " " " Spring
222541	12964	" " " " Stop Block
200076D	12964	" " " " " " Screw
222538	12964	Stop Bracket Position Pin (2)
350175E	12964	" " Screw (2)
222614	12964	Stop Bracket complete, Nos. 200076D, 200110D, 201216C, 201863, 222492, 222493, 222539, 222541, 222594, 222613, 222625 and 222656
222628	12963	Stop Cam with 222629
222629	12963	" " Driving Stud
222594	12964	" " Locking Lever with 201055C
201216C	12964	" " " " Hinge Screw
201863	12964	" " Roller
201055C	12964	" " " Screw Stud
222511	12963	" " Spring
203244	12963	" " " Collar with two 200393C
200393C	12963	" " " " Set Screw

No.	Plate	Name
222626	12966	Tension Regulating Lever
200281D	12966	" " " Hinge Screw
202248	12966	" " " " " Spring Washer
222627	12966	Tension Regulating Plate
201040D	12966	" " " Hinge Screw
222591	12966	" " Spring
201039E	12966	" " " Screw Stud
222588	12966	Thread Controller Spring (light)
200132E	12966	" " " Screw

SINGER Needles should be used
in SINGER Machines
These Needles and their Containers
are marked with the
Company's Trade Mark "SIMANCO.**" 1

Needles in Containers marked
"FOR SINGER MACHINES"
are NOT SINGER made needles. 2

MACHINE No. 114w104

For Making Chain and Drop or Moss Stitch
Embroidery on Heavy Material; Writing
Names on Army Blankets, etc.

The same as Machine No. 114w103 with the
following exceptions:

No.	Plate	Name
222618	12971	Arm Shaft, in place of 222606
222610	12971	Needle Driving Cam with 200444C and 222608, in place of 222607
222463	12973	Nipple, for No. 9 needle, in place of 222458
222601	12973	Presser Foot (spur)
222612	12972	Spool Holder and Tension Bracket complete, Nos. 200132E, 200281D, 201039E, 201040D, 202248, 222485, 222515, 222591, 222617, 222626 and 222627, in place of 222590
222630	12971	Stop Cam with 222629, in place of 222628
222616	12971	" " Spring, in place of 222511
244048	12972	Tension Disc
202407	12972	" Spring
201312F	12972	" Stud
201528F	12972	" " Nut
201572B	12972	" Thumb Nut
222617	12972	Tension complete, Nos. 201312F, 201528F, 201572B, 202407 and two 244048
222515	12972	Thread Controller Spring, in place of 222588

ACCESSORIES

PARTS FOR MACHINE No. 114w103

No.	Plate	Name
222517	12970	Cleaning Wire
137 x 1	12969	Needles, one each sizes 2, 6, three each sizes 3, 4 and 5
222455	12969	Nipple, for No. 1 needle
222456	12969	" " " 2 needle
222457	12969	" " " 3 needle
222459	12969	" " " 5 needle
222460	12969	" " " 6 needle
222516	12970	" Wrench
222601	12969	Presser Foot (spur)
222529	12970	" " Shoe (rubber) (6)
222520	12970	Spool Winder Spindle
222521	12970	" " " Washer
222518	12970	Thread Knife
222519	12970	Threader Wire
201219E	12970	Bed Clamping Thumb Screw (2)
12361	12970	Machine Hinge Connection (2)
41564	12970	" Rest Pin (wood)
120341	12970	Tweezers (curved)
120342	12970	Oiler (copper plated) with 120343
120343	12970	" Spout, 3-1/2 in. long
26346	12970	Pliers
225498	12970	Screw Driver (7-1/4 in. long)
11831	12970	" "
222523	12970	Spool (6)

PARTS FOR MACHINE No. 114w104

Same as 114w103 with the following exceptions:

137 x 1	12973	Needles, one size 9, two each sizes 7, 8, 10, 11 and 12, in place of sizes 2, 3, 4, 5 and 6
222461	12973	Nipple, for No. 7 needle, in place of 222455
222462	12973	" " " 8 needle, in place of 222456
222464	12973	" " " 10 needle, in place of 222457
222528	12973	" " " 11 needle, in place of 222459
222465	12973	" " " 12 needle, in place of 222460
222602	12973	Presser Foot with 222529, in place of 222601
201036E	12973	Spool Screw Stud
23551	12973	Screw Eye (3)

NIPPLES

No.	Plate	Name
222455	12969	Nipple, for No.1 needle
222456	12969	" " " 2 needle
222457	12969	" " " 3 needle
222458	12969	" " " 4 needle
222459	12969	" " " 5 needle
222460	12969	" " " 6 needle
222461	12969	" " " 7 needle
222462	12969	" " " 8 needle
222463	12969	" " " 9 needle
222464	12969	" " "10 needle
222528	12969	" " "11 needle
222465	12969	" " "12 needle

PRESSER FEET

222472	12969	Presser Foot with 222479
222602	12969	" " " 222529, for embroidery work
222522	12969	Presser Foot (spur)
222601	12969	" " " for embroidery work
222479	12969	" " Shoe (rubber)
222529	12969	" " " "

OBSOLETE PARTS

No.	Plate	Name
222562	-----	Arm Head with 222404
222413	-----	" Side Cover
222411	-----	" Shaft
222429	-----	Feed Rotating Shaft
222430	-----	" " " Gear with two 200691F
222567	-----	Looper Adjusting Sleeve
222568	-----	" " " Guide with 20118EC
222569	-----	" " " Spring
222570	-----	" " " Stop
222443	-----	" Operating Gear (spiral) with 200119F
222573	-----	" " Shaft Guide Block with 201190F and 201534E
222449	-----	Needle Driving Cam with 200444C and 222450
222450	-----	" " " Roller Stud
222577	-----	Nipple Carrier Spring, for Machine No. 114w103
222611	-----	Nipple Carrier Spring, for Machine No. 114w104
201196D	-----	Nipple Carrier Thumb Screw (pressure regulating)
222585	-----	Presser Foot Slide Bar Spring Plunger
201195D	-----	" " " " Thumb Screw (pressure regulating)
222592	-----	Stop Bracket
222509	-----	" Cam Driving Stud
222510	-----	" " Locking Lever with 201055C
222507	-----	" Bracket Interlocking Rod Spring

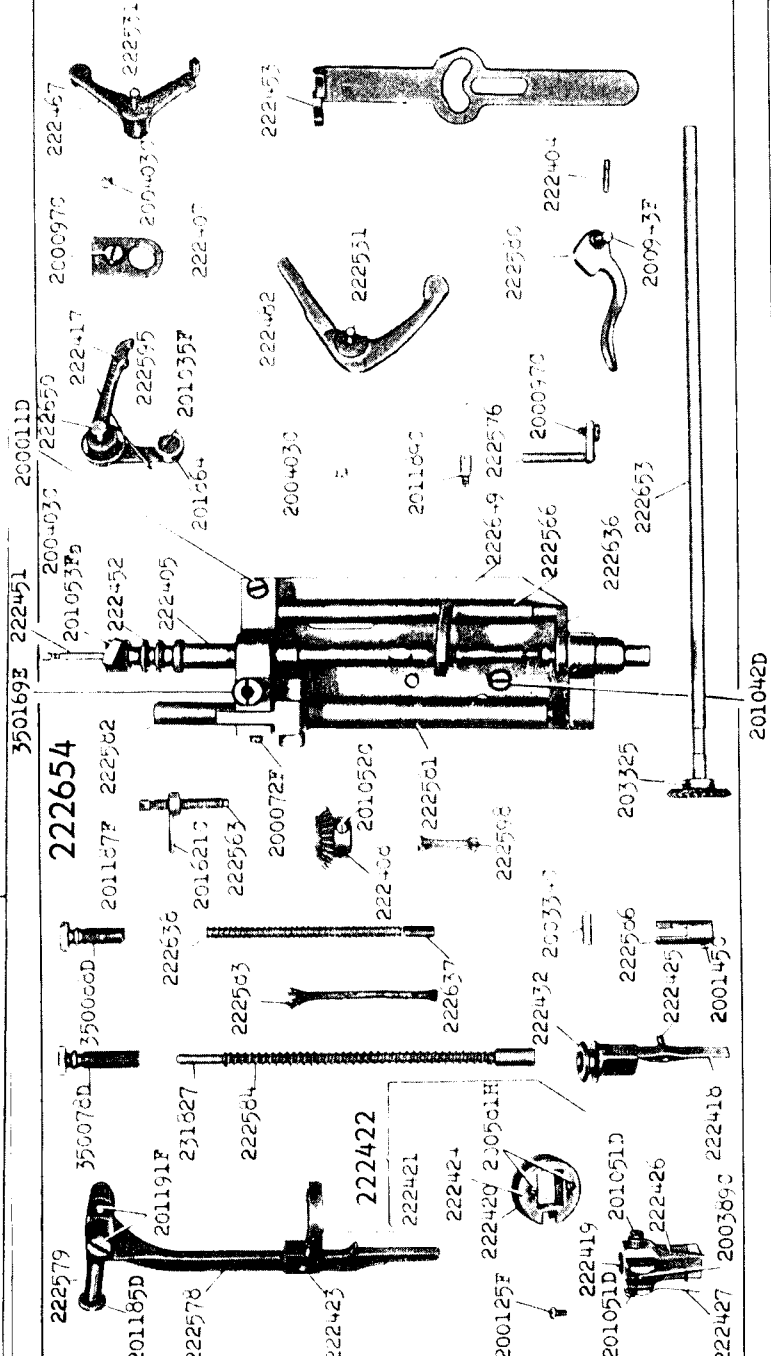
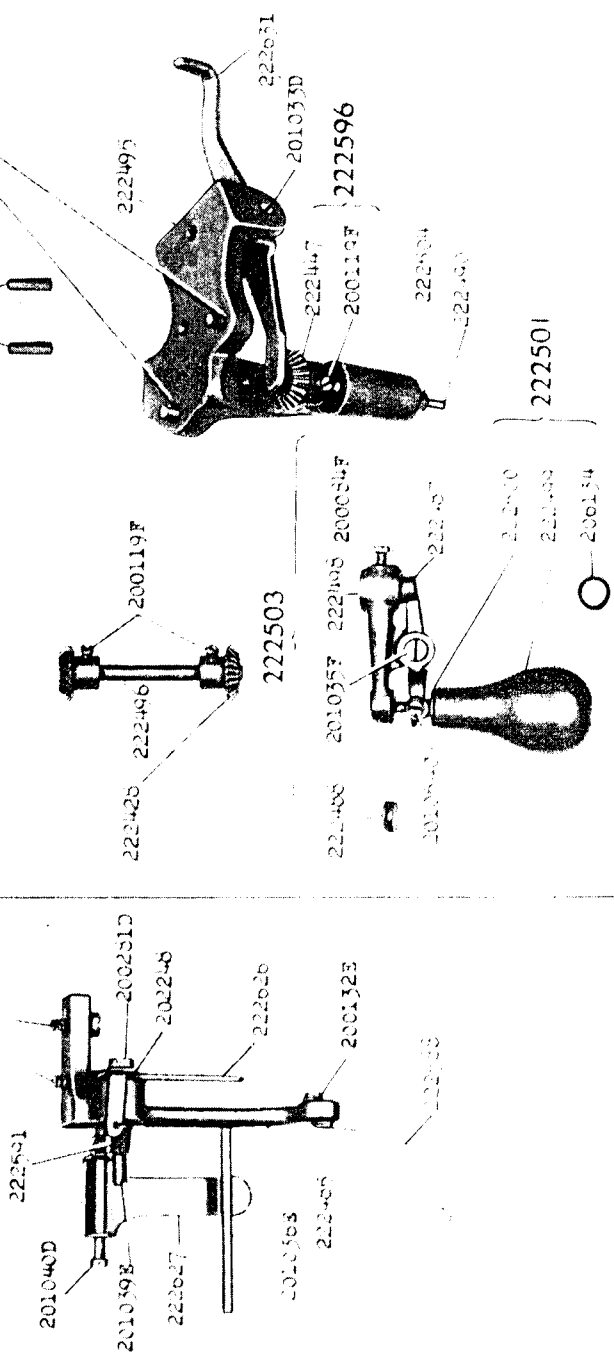
201058E

202004

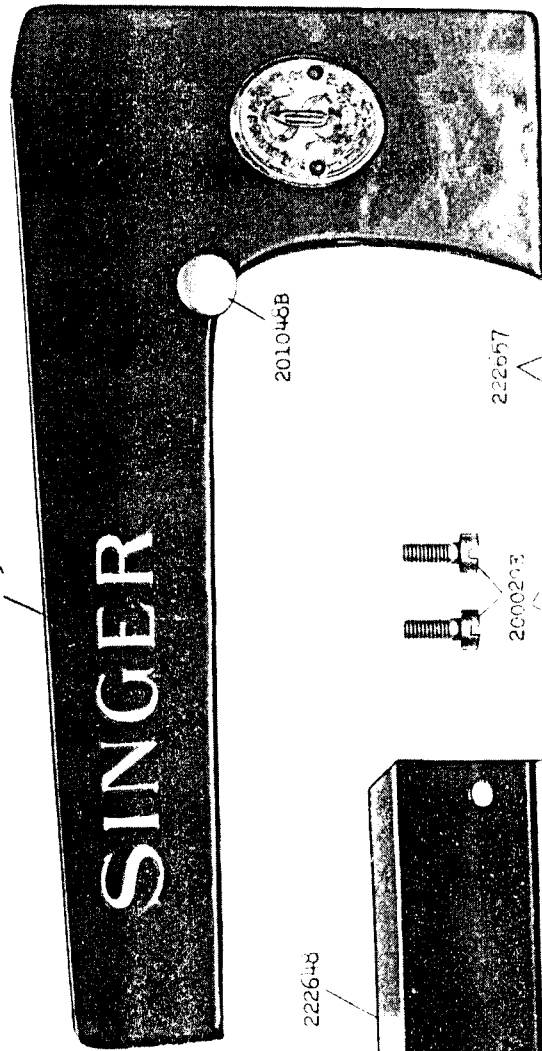
222535

201058E

222590



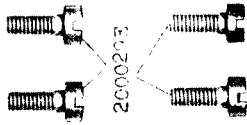
12968 - 1/2



222645

201040B

22257



2000203

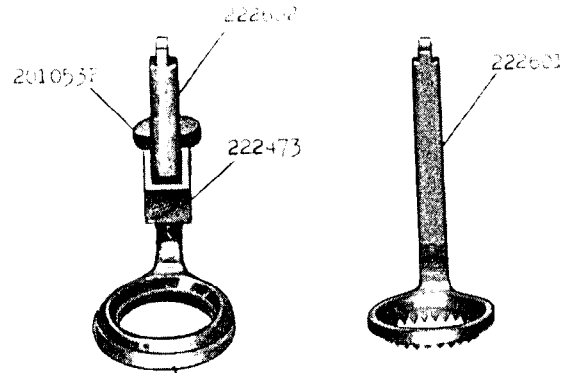
222648

200469B

222404



12969 - 3/4



*only black
rubber ring
for Japan
wire 8/21*

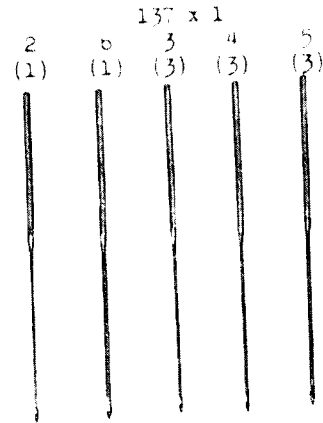
222529

222472

222522

222479

- 222475-1
- 222476-2
- 222457-3
- 222458-4
- 222459-5
- 222460-6
- 222461-7
- 222462-8
- 222463-9
- 222464-10
- 222465-11
- 222465-12



2
(1)

3
(1)

1.57 x 1
3
(3)

4
(3)

5
(3)

12970 - 3/8

12971 - 3/8

