

SINGER
506W1

PRICE LIST

OF

PARTS



MACHINE No. 506w1

INDEX

	PAGE
ACCESSORIES.....	12
MACHINE No. 506w1.....	7
NUMERICAL LIST OF PARTS.....	15
OBSOLETE PARTS.....	13
STARTING TREADLE.....	12

THE SINGER MANUFACTURING COMPANY

Instructions for Ordering

In ordering from this list, use **ONLY** the **PART** number in the **FIRST** column.

The number stamped on a Sewing Machine Part is the number of the Single Part only, except when the part includes Set Screws, Clamping Screws, Studs and Rollers Spun on, Small Wires riveted, or Parts soldered together, etc., which it is necessary to furnish in combination.

Every combination of parts sent out has its specific number which, although not stamped on Parts (except in above cases) must be used when ordering the combination.

Each number always indicates the **SAME PART** in whatever list it appears, or for whatever Machine.

The letters after some of the numbers indicate the style of finish only, as follows:

- A. Hardened, Polished and Plated.
- B. Polished and Plated.
- C. Hardened only.
- D. Polished only.
- E. Soft, not polished.
- F. Hardened and Polished.
- H. Blued.

These letters **MUST BE USED** when they appear in the list and **AFTER** the number, as in the list.

The figures in the second column refer only to the plate in which the illustration of the part is shown and are **NOT TO BE USED** in ordering.

Two or more numbers over a cut indicate that the difference between such parts is not visible in an illustration.

Parts marked with an asterisk (*) are furnished only when repairs are made at the factory.

LIST OF PARTS COMPLETE

FOR

MACHINE No. 506w1

For Perforating Designs in Shoe Vamps, Tips, Foxings, etc.

No.	Plate	Name	Each
260251	14861	Auxiliary Stop Bar with 201189 ...	\$1 25
200327c	14861	" " " Adjusting Screw	04
201518E	14861	" " " " " "	
		Nut	04
260252	14861	Auxiliary Stop Bar Hinge Pin	10
202302	14861	" " " " " Cot-	
		ter Pin (2)	01
260253	14861	Auxiliary Stop Bar Screw Bracket	1 50
201508H	14861	" " " " " "	
		Nut	05
260436	14861	Auxiliary Stop Bar Spring	03
203060	14861	" " " " Hook, for	
		260429	03
201189	14861	Auxiliary Stop Bar Spring Hook, for	
		260251	01
260254	14861	Auxiliary Stop Block	1 50
260255	14861	" " " Pin	05
260256	14861	" " Screw	60
1620E	14861	" " " Check Nut ..	03
260442	14862	Driving Flange with 260255 and	
		260788	2 50
260788	14861	Driving Flange Pin	01
260258	14861	" " Position Pin	05
260259	14863	" Pulley (grooved), three speed,	
		4, 5 and 6 in. diam., with 260431	4 00
260431	14862	Driving Pulley Friction Ring	1 00
260260	14863	" Shaft	5 00
260069	14861	" " Screw	25
260070	14861	" " " Washer	40
260261	14862	Edge Guide with 260265 and 260267	1 25
260262	14862	" " Bracket with 260265 ...	85
260264	14862	" " " Support	20
200347c	14864	" " " " Set Screw	03
260265	14864	" " " Thumb Screw ..	20
260266	14864	" " Finger	03
260267	14864	" " " Thumb Screw ...	20
260265	14864	" " Thumb Screw	20

Parts for Machine No. 506w1

No.	Plate	Name	Each
260273	14862	Feed Compensating Lever with 349c	\$ 60
349c	14864	" " " Set Screw	06
260274	14863	" " " Shaft	50
260275	14863	" " " "	"
		Bracket	2 50
342c	14864	Feed Compensating Lever Shaft Bracket Set Screw	08
204246	14864	Feed Compensating Lever Shaft Collar with two 200383c	20
200383c	14864	Feed Compensating Lever Shaft Collar Set Screw	02
260276	14862	Feed Compensating Lever Shaft Crank with 349c	50
260277	14862	Feed Compensating Lever Shaft Crank Connection with 201516E, 260437 and 260439	1 00
200347c	14864	Feed Compensating Lever Shaft Crank Connection Set Screw	02
260437	14864	Feed Compensating Lever Shaft Crank Connection Stud	30
201516E	14864	Feed Compensating Lever Shaft Crank Connection Stud Nut	04
260439	14864	Feed Compensating Lever Shaft Crank Connection Stud Washer	15
349c	14864	Feed Compensating Lever Shaft Crank Set Screw	06
260278	14864	Feed Compensating Position Stop (lower)	05
260279	14864	Feed Compensating Position Stop (upper)	06
260265	14864	Feed Compensating Position Stop Thumb Screw (2)	20
260280	14862	Feed Dog	75
260281	14862	" " Bracket with 349c	75
349c	14864	" " " Set Screw	06
200036E	14864	" " " Screw	04
210805	14864	" " " Washer	05
260282	14862	" Driving Connection with 200341c	1 25
260283	14866	" " " Fork Lever	1 50
260284	14866	" " " " " Shaft	20
204246	14864	" " " " " "	"
		Collar with two 200383c	20
200383c	14864	Feed Driving Connection Fork Lever Shaft Collar Set Screw	02
342c	14864	Feed Driving Connection Fork Lever Shaft Set Screw	08
260285	14864	Feed Driving Connection Hinge Pin	15

Parts for Machine No. 506w1

No.	Plate	Name	Each
200341c	14864	Feed Driving Connection Hinge Pin Set Screw	\$ 04
260286	14866	Feed Driving Rock Shaft	45
204246	14864	" " " " Collar with two 200383c (2)	20
200383c	14864	Feed Driving Rock Shaft Collar Set Screw	02
260287	14864	Feed Driving Rock Shaft Slide Block	1 00
260289	14866	Feed Driving Rock Shaft Slide Block Crank with 260438	60
260290	---	Feed Driving Rock Shaft Slide Block Crank 260289 with 260287 and 260288	1 80
260438	14864	Feed Driving Rock Shaft Slide Block Crank Set Screw	12
260288	14865	Feed Driving Rock Shaft Slide Block Hinge Screw	20
260291	14866	Feed Eccentric	2 25
260258	14861	" " Position Pin	05
260293	14866	" Lifting Connection	1 25
260294	14866	" " " Fork Lever	1 25
260288	14865	" " " Hinge Screw (2)	20
260295	14863	" " Frame	3 50
260296	14865	" Regulating Index Pin	10
260435	14865	" " " Plate	20
200583H	14865	" " " " Screw (2)	02
260297	14867	" " Lever	60
260430	---	" " " 260297 with 260287 and 260288	1 80
260298	14867	Feed Regulating Lever Shaft	30
260299	14865	" " " " Spring (lower)	10
260432	14865	Feed Regulating Lever Shaft Spring (upper)	05
260300	14865	Feed Regulating Lever Shaft Spring (upper) Collar with two 200371c	30
200374c	14865	Feed Regulating Lever Shaft Spring (upper) Collar Set Screw	02
260287	14864	Feed Regulating Lever Slide Block	1 00
260288	14865	" " " " " " Hinge Screw	20
200729A	14865	Feed Regulating Lever Thumb Screw	20
*260429	---	Frame	---
260301	14867	Machine Starting Rod	60
260302	14867	" " " " Stop Collar with 200327c, 201518E and 260438	50

No.	Plate	Name	Each
260438	14864	Machine Starting Rod Stop Collar Set Screw	\$ 12
260303	14865	Machine Starting Rod Spring	10
260408	14867	Punch Bar	2 50
260409	14867	" " Driving Connection with 200341c, 201522E and 215170....	1 50
260433	14865	Punch Bar Driving Connection Hinge Pin	15
200341c	14864	Punch Bar Driving Connection Hinge Pin Set Screw	04
201522E	14868	Punch Bar Driving Connection Hinge Pin Set Screw Check Nut	03
260410	14867	Punch Bar Driving Crank	2 00
260077	14865	" " Position Stud	10
200374c	14865	" " " " Set Screw	02
260411	14865	" " Regulating Thumb Screw	1 25
260443	---	" " " " " "	
		Position Spring	10
215170	---	Punch Bar Regulating Thumb Screw Position Spring Pin	02
200113F	14868	Punch Bar Regulating Thumb Screw Position Spring Screw	03
260414	14867	Punch Block (brass)	75
260415	14867	" " Set Screw	20
*260306	---	" Holder (blank)	--
302001	---	Punch Holder complete	1 10
201909	14868	Roller Presser, $\frac{13}{16}$ in. diam., $\frac{3}{8}$ in. face (coarse), with 200551F and 201534H	25
204579	14868	Roller Presser Arm	35
204580	14868	" " " 204579 with 201909	60
200074F	14868	Roller Presser Arm Screw	03
203958	14867	" " Bar with 200074F	80
260417	14869	" " " Lifter with 200352c	60
200352c	14868	" " " " Set Screw ..	03
260418	14869	" " " Lifting Bracket with 200374c and 201007c	45
201007c	14868	Roller Presser Bar Lifting Bracket Set Screw	03
260419	14869	Roller Presser Bar Lifting Lever with 200341c	60
200341c	14864	Roller Presser Bar Lifting Lever Set Screw	04
260420	14869	Roller Presser Bar Lifting Lever Shaft	25
205976	14868	Roller Presser Bar Spring	05
225832	14868	" " " " Adjusting Collar with 200113F	15

No.	Plate	Name	Each
200113F	14868	Roller Presser Bar Spring Adjust- ing Collar Set Screw	\$ 03
200551F	14868	Roller Presser Hinge Screw	10
201534H	14868	" " " " Nut ..	03
260421	14868	" " Position Stud	10
200374c	14865	" " " " Set Screw	02
260423	14869	Stop Cam with 260788	3 00
260788	14861	" " Pin	01
260424	14868	" " Roller (4)	10
260425	14868	" " Spring	15
260426	14863	Work Plate (back)	2 50
260427	14863	" " (front)	2 75
260428	14868	" " Screw (4)	10

ACCESSORIES

No.	Plate	Name	Each
260268	14870	Feed Compensating Knee Lever with 201007c	\$1 00
260269	14870	Feed Compensating Knee Lever Bracket with two wood screws 1½ in., No. 12	25
260270	14871	Feed Compensating Knee Lever Hinge Pin	10
260271	14871	Feed Compensating Knee Lever Rod	08
227227	14871	Feed Compensating Knee Lever Rod Collar with 200113f	15
200113f	14868	Feed Compensating Knee Lever Rod Collar Set Screw	03
201007c	14868	Feed Compensating Knee Lever Set Screw	03
260272	----	Feed Compensating Knee Lever complete, Nos. 260268 to 260271 and two 227227	1 75
36565	14870	Oiler (copper plated) with 36566 ..	15
36566	14870	" Spout, 9 in. long	08
260441	14869	Pressure Adjusting Rod with 260004	20
260004	14869	" " " Chain ...	03
260416	14871	Punch Holder Wrench	30
225498	14870	Screw Driver, 7¼ in. long	15
260422	---	Shaft Pulley (sectional, grooved), three speed, 4¼, 5¼ and 6¼ in. belt diam., with two 944c	1 00
944c	14871	Shaft Pulley Clamping Screw Four wood screws 1½ in., No. 14.	06

STARTING TREADLE

260186	14870	Starting Treadle	25
260187	14870	" " Bracket	25
260197	14870	" " " 260187 with 1620e, 260186, 260188, 260189 and two wood screws 1½ in., No. 14 ..	70
232365	14870	Starting Treadle Chain (41½ in. long) with two 202784	25
202784	14871	Starting Treadle Chain Hook	02
260188	14871	" " " Screw Eye	15
1620e	14861	" " " " "	
		Nut	03
260189	14871	Starting Treadle Hinge Pin	05

OBSOLETE PARTS

No.	Plate	Name	Each
260257	14862	Driving Flange with 260255 and 260788	\$2 50
260440	14865	Punch Bar Regulating Thumb Screw Lock Nut (lower)	60
260434	14865	Punch Bar Regulating Thumb Screw Lock Nut (upper)	60

NUMERICAL LIST OF PARTS
FOR
MACHINE No. 506w1

NUMERICAL LIST OF PARTS

No.	Plate	Name	Each
342c	14864	Feed Compensating Lever Shaft Bracket Set Screw	\$ 08
342c	14864	Feed Driving Connection Fork Lever Shaft Set Screw	08
349c	14864	Feed Compensating Lever Set Screw, for 260273	06
349c	14864	Feed Compensating Lever Shaft Crank Set Screw, for 260276	06
349c	14864	Feed Dog Bracket Set Screw, for 260281	06
944c	14871	Shaft Pulley Clamping Screw, for 260422	06
1620c	14861	Auxiliary Stop Screw Cheek Nut ..	03
1620c	14861	Starting Treadle Chain Screw Eye Nut, for 260197	03
36565	14870	Oiler (copper plated) with 36566 ..	15
36566	14870	" Spout, 9 in. long, for 36565 ..	08
200036c	14864	Feed Dog Screw	04
200074c	14868	Roller Presser Arm Screw, for 203958	03
200113c	14868	Feed Compensating Knee Lever Rod Collar Set Screw, for 227227 ..	03
200113c	14868	Punch Bar Regulating Thumb Screw Position Spring Screw	03
200113c	14868	Roller Presser Bar Spring Adjust- ing Collar Set Screw, for 225832 ..	03
200327c	14861	Auxiliary Stop Bar Adjusting Screw, for 260302	04
200341c	14864	Feed Driving Connection Hinge Pin Set Screw, for 260282	04
200341c	14864	Punch Bar Driving Connection Hinge Pin Set Screw, for 260409 ..	04
200341c	14864	Roller Presser Bar Lifting Lever Set Screw, for 260419	04
200347c	14864	Edge Guide Bracket Support Set Screw	03
200347c	14864	Feed Compensating Lever Shaft Crank Connection Set Screw	03
200352c	14868	Roller Presser Bar Lifter Set Screw, for 260417	03
200374c	14865	Feed Regulating Lever Shaft Spring (upper) Collar Set Screw, for 260300	02
200374c	14865	Punch Bar Position Stud Set Screw	02

No.	Plate	Name	Each
200374c	14865	Roller Presser Position Stud Set Screw, for 260418	\$ 02
200383c	14864	Feed Compensating Lever Shaft Collar Set Screw, for 204246	02
200383c	14864	Feed Driving Connection Fork Lever Shaft Collar Set Screw, for 204246	02
200383c	14864	Feed Driving Rock Shaft Collar Set Screw, for 204246	02
200551F	14868	Roller Presser Hinge Screw, for 201909	10
200583H	14865	Feed Regulating Index Plate Screw	02
200729A	14865	" " Lever Thumb Screw	20
201007c	14868	" Compensating Knee Lever Set Screw, for 260268	03
201007c	14868	Roller Presser Bar Lifting Bracket Set Screw, for 260418	03
201508H	14861	Auxiliary Stop Bar Screw Bracket Nut	05
201516E	14864	Feed Compensating Lever Shaft Crank Connection Stud Nut, for 260277	04
201518E	14861	Auxiliary Stop Bar Adjusting Screw Nut, for 260302	04
201522E	14868	Punch Bar Driving Connection Hinge Pin Set Screw Check Nut, for 260409	03
201534H	14868	Roller Presser Hinge Screw Nut, for 201909	03
201909	14868	Roller Presser, 1 $\frac{1}{2}$ in. diam., $\frac{3}{16}$ in. face (coarse), with 200551F and 201534H, for 204580	25
202302	14861	Auxiliary Stop Bar Hinge Pin Cutter Pin	01
202784	14871	Starting Treadle Chain Hook, for 232365	02
203060	14861	Auxiliary Stop Bar Spring Hook, for 260429	03
203958	14867	Roller Presser Bar with 200074F ..	80
204189	14861	Auxiliary Stop Bar Spring Hook, for 260251	01
204246	14864	Feed Compensating Lever Shaft Collar with two 200383c	20
204246	14864	Feed Driving Connection Fork Lever Shaft Collar with two 200383c ..	20
204246	14864	Feed Driving Rock Shaft Collar with two 200383c	20
204579	14868	Roller Presser Arm, for 204580 ..	35
204580	14868	" " " 204579 with 201909	60

No.	Plate	Name	Each
205976	14868	Roller Presser Arm Spring	\$ 05
210805	14864	Feed Dog Screw Washer	05
215170	---	Punch Bar Regulating Thumb Screw Position Spring Pin	02
225498	14870	Screw Driver, 7 $\frac{1}{2}$ in. long	15
225832	14868	Roller Presser Bar Spring Adjusting Collar with 200113F	15
227227	14871	Feed Compensating Knee Lever Rod Collar with 200113F, for 260272	15
232365	14870	Starting Treadle Chain (41 $\frac{1}{2}$ in. long) with two 202784	25
260004	14869	Pressure Adjusting Rod Chain, for 260441	03
260069	14864	Driving Shaft Screw	25
260070	14861	" " " Washer	40
260077	14865	Punch Bar Position Stud	10
		Nos. 260186 to 260189, for 260197.	
260186	14870	Starting Treadle	25
260187	14870	" " Bracket	25
260188	14871	" " Chain Screw Eye ..	15
260189	14871	" " Hinge Pin	05
260197	14870	" " Bracket, 260187 with 1620F, 260186, 260188, 260189 and two wood screws 1 $\frac{1}{2}$ in., No. 14..	70
260251	14864	Auxiliary Stop Bar with 204189	1 25
260252	14861	" " " Hinge Pin	10
260253	14861	" " " Screw Bracket..	1 50
260254	14861	" " Block	1 50
260255	14861	" " " Pin, for 260257 and 260442	05
260256	14861	Auxiliary Stop Screw	60
260257	14862	Driving Flange with 260255 and 260788 (obsolete)	2 50
260258	14861	Driving Flange Position Pin	05
260258	14861	Feed Eccentric Position Pin	05
260259	14863	Driving Pulley (grooved), three speed, 4, 5 and 6 in. diam., with 260431	4 00
260260	14863	Driving Shaft	5 00
260261	14862	Edge Guide with 260265 and 260267 ..	1 25
260262	14862	" " Bracket with 260265	85
260264	14862	" " " Support	20
260265	14864	" " " Thumb Screw, for 260262	20
260265	14864	Edge Guide Thumb Screw, for 260261	20

No.	Plate	Name	Each
260265	14864	Feed Compensating Position Stop Thumb Screw	\$ 20
260266	14864	Edge Guide Finger	03
260267	14864	" " " Thumb Screw, for 260261	20
		Nos. 260268 to 260271, for 260272.	
260268	14870	Feed Compensating Knee Lever with 201007c	1 00
260269	14870	Feed Compensating Knee Lever Bracket with two wood screws 1 1/2 in., No. 12	25
260270	14871	Feed Compensating Knee Lever Hinge Pin	10
260271	14871	Feed Compensating Knee Lever Rod	08
260272	---	Feed Compensating Knee Lever complete, Nos. 260268 to 260271 and two 227227	1 75
260273	14862	Feed Compensating Lever with 349c	60
260274	14863	" " " Shaft	50
260275	14863	" " " " " Bracket	2 50
260276	14862	Feed Compensating Lever Shaft Crank with 349c	50
260277	14862	Feed Compensating Lever Shaft Crank Connection with 201516c, 260437 and 260439	1 00
260278	14864	Feed Compensating Position Stop (lower)	05
260279	14864	Feed Compensating Position Stop (upper)	06
260280	14862	Feed Dog	75
260281	14862	" " Bracket with 349c	75
260282	14862	" Driving Connection with 200341c	1 25
260283	14866	" " " Fork Lever ...	1 50
260284	14866	" " " " " Shaft	20
260285	14864	" " " Hinge Pin	15
260286	14866	" " Rock Shaft	15
260287	14864	" " " " Slide Block, for 260290	1 00
260287	14864	Feed Regulating Lever Slide Block, for 260430	1 00
260288	14865	Feed Driving Rock Shaft Slide Block Hinge Screw, for 260290	20
260288	14865	Feed Lifting Connection Hinge Screw	20
260288	14865	Feed Regulating Lever Slide Block Hinge Screw, for 260430	20

No.	Plate	Name	Each
260289	14866	Feed Driving Rock Shaft Slide Block Crank with 260438, for 260290	\$ 60
260290	---	Feed Driving Rock Shaft Slide Block Crank 260289 with 260287 and 260288	1 80
260291	14866	Feed Eccentric	2 25
260293	14866	" Lifting Connection	1 25
260294	14866	" " " Fork Lever ...	1 25
260295	14863	" " Frame	3 50
260296	14865	" Regulating Index Pin	10
260297	14867	" " Lever, for 260430	60
260298	14867	" " " Shaft	30
260299	14865	" " " " Spring (lower)	10
260300	14865	Feed Regulating Lever Shaft Spring (upper) Collar with two 200371c	30
260304	14867	Machine Starting Rod	60
260302	14867	" " " Stop Collar with 200327c, 201518c and 260438	50
260303	14865	Machine Starting Rod Spring	10
*260306	---	Punch Holder (blank)	---
260408	14867	" Bar	2 50
260409	14867	" " Driving Connection with 200341c, 201522c and 215170	1 50
260410	14867	Punch Bar Driving Crank	2 00
260411	14865	" " Regulating Thumb Screw	1 25
260414	14867	" Block (brass)	75
260415	14867	" " Set Screw	20
260416	14871	" Holder Wrench	30
260417	14869	Roller Presser Bar Lifter with 200352c	60
260418	14869	Roller Presser Bar Lifting Bracket with 200271c and 201007c	15
260419	14869	Roller Presser Bar Lifting Lever with 200341c	60
260420	14869	Roller Presser Bar Lifting Lever Shaft	25
260421	14868	Roller Presser Position Stud	10
260422	---	Shaft Pulley (sectional, grooved), three speed, 4 1/4, 5 1/4 and 6 1/4 in. belt diam., with two 944c	1 00
260423	14869	Stop Cam with 260788	3 00
260424	14868	" " Roller	10
260425	14868	" " Spring	15
260426	14863	Work Plate (back)	2 50
260427	14863	" " (front)	2 75
260428	14868	" " Screw	10
*260429	---	Frame	---

Numerical List of Parts

No.	Plate	Name	Each
260430	—	Feed Regulating Lever 260297 with 260287 and 260288	\$1 80
260431	14862	Driving Pulley Friction Ring, for 260259	1 00
260432	14865	Feed Regulating Lever Shaft Spring (upper)	05
260433	14865	Punch Bar Driving Connection Hinge Pin	15
260434	14865	Punch Bar Regulating Thumb Screw Lock Nut (upper) (obso- lete)	60
260435	14865	Feed Regulating Index Plate	20
260436	14861	Auxiliary Stop Bar Spring	03
260437	14864	Feed Compensating Lever Shaft Crank Connection Stud, for 260277	30
260438	14864	Feed Driving Rock Shaft Slide Block Crank Set Screw, for 260289	12
260438	14864	Machine Starting Rod Stop Collar Set Screw, for 260302	12
260439	14864	Feed Compensating Lever Shaft Crank Connection Stud Washer, for 260277	15
260440	14865	Punch Bar Regulating Thumb Screw Lock Nut (lower) (obso- lete)	60
260441	14869	Pressure Adjusting Rod with 260004	20
260442	14862	Driving Flange with 260255 and 260788	2 50
260443	—	Punch Bar Regulating Thumb Screw Position Spring	10
260788	14861	Driving Flange Pin, for 260257 and 260442	01
260788	14861	Stop Cam Pin, for 260423	01
302001	—	Punch Holder complete	1 10

**ILLUSTRATIONS OF PARTS
FOR
MACHINE No. 506w1**

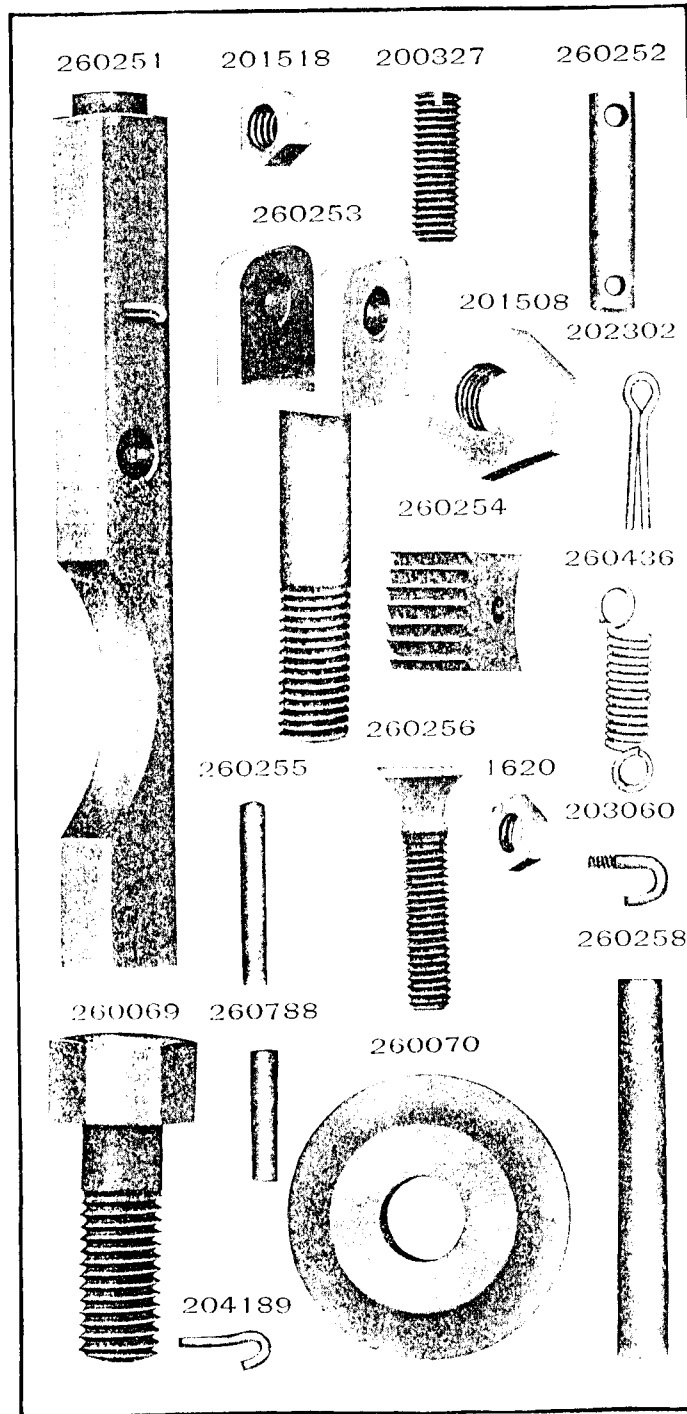


PLATE 14862-ONE-HALF SIZE

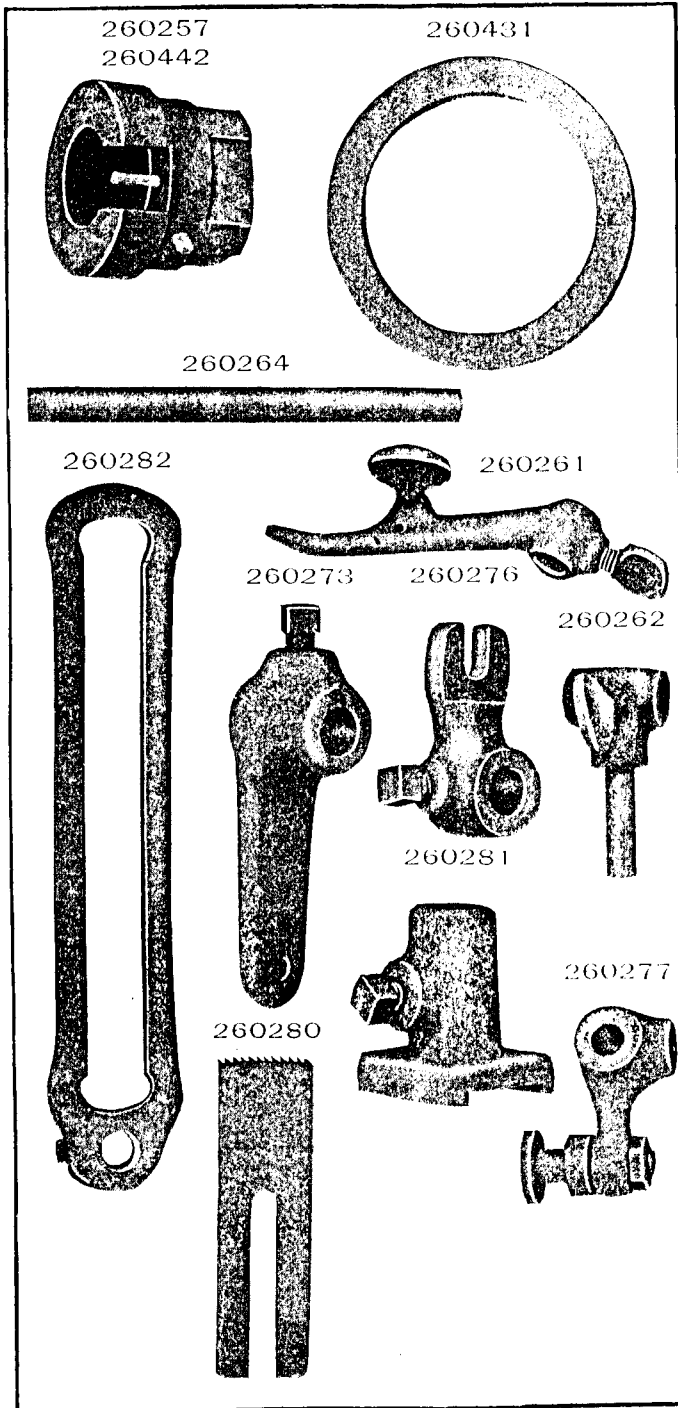


PLATE 14863-ONE-FOURTH SIZE

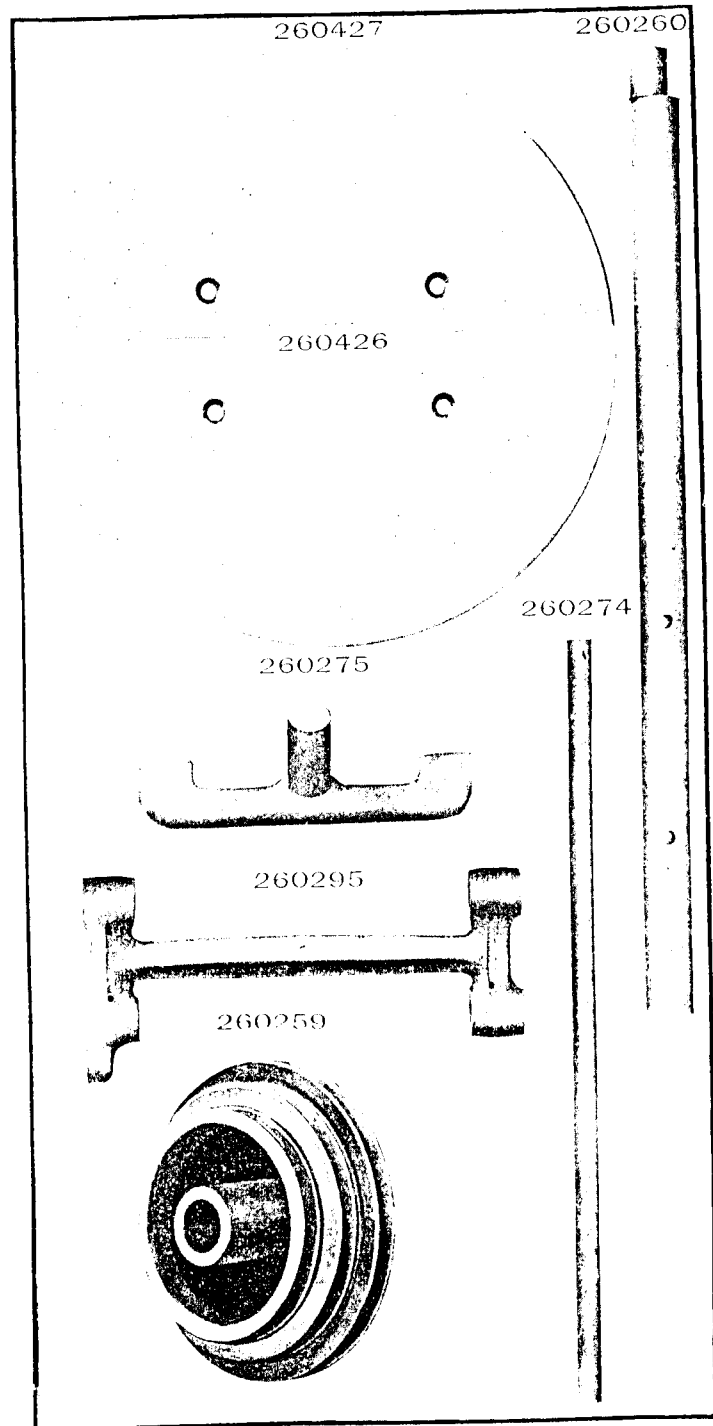


PLATE 14864-FULL SIZE

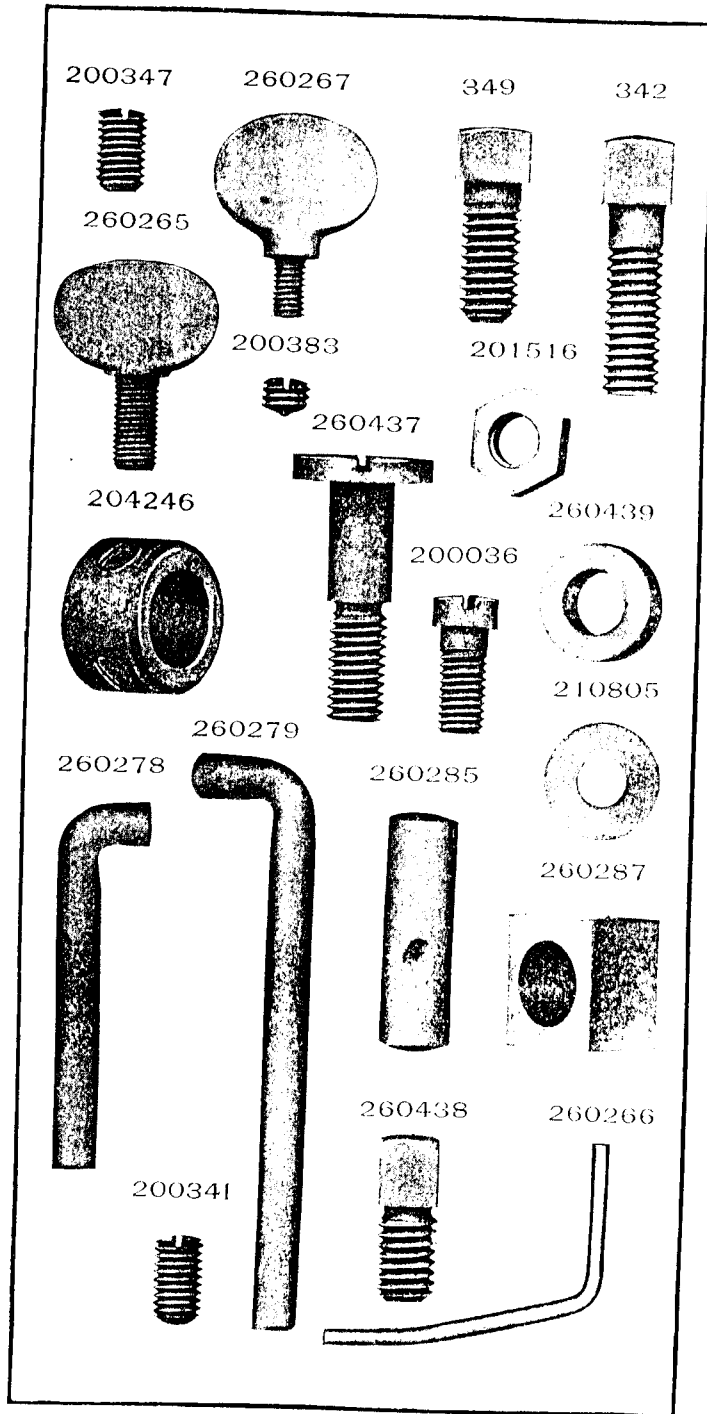


PLATE 14866-ONE-HALF SIZE

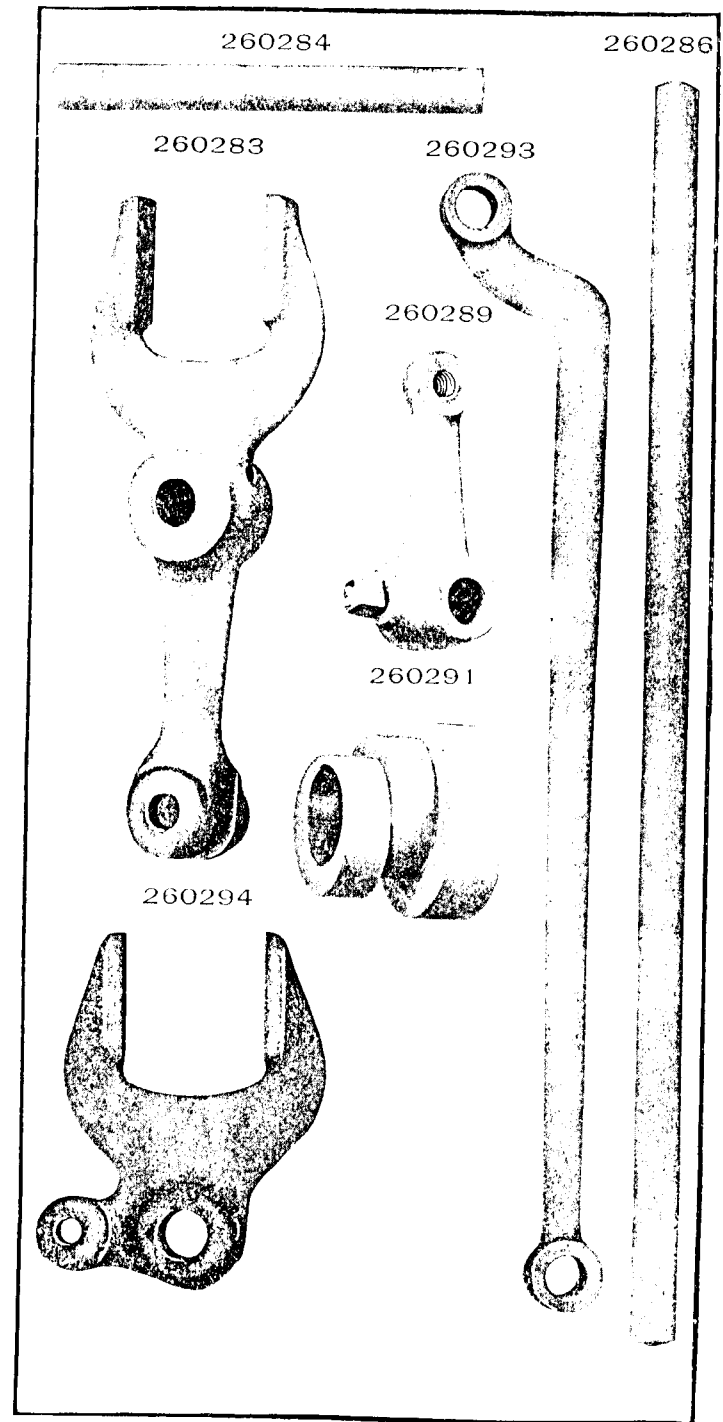


PLATE 14865-FULL SIZE

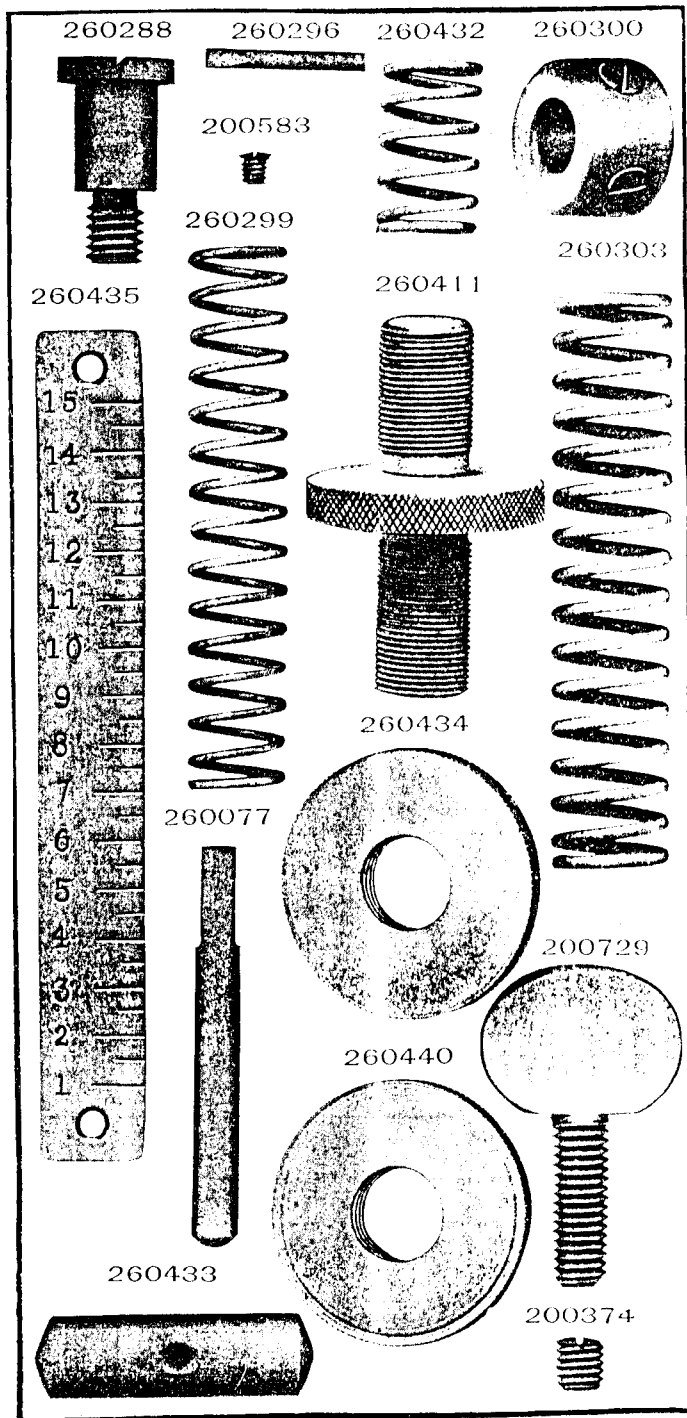


PLATE 14867-ONE-HALF SIZE

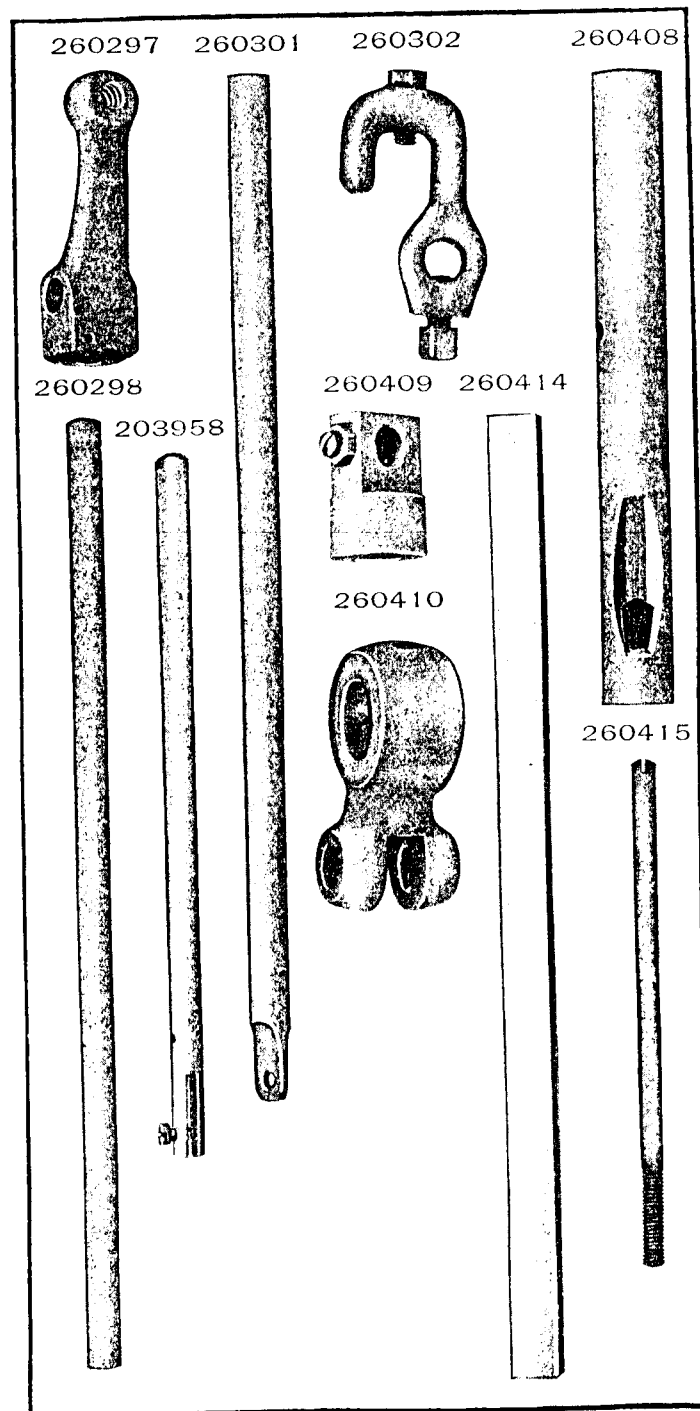
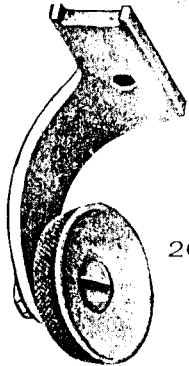


PLATE 14868-FULL SIZE

201522 201909 204579 205976



204580



200074




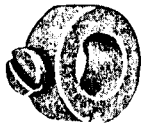
200352



201007



225832



260425



260421



260424



200113



200551



201534



260428



PLATE 14869-ONE-HALF SIZE



260418

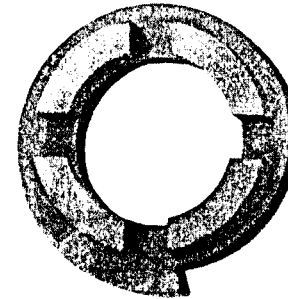

260417

260419

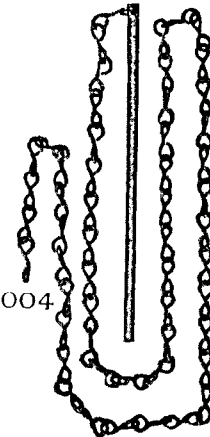


260420

260423



260441



260004

PLATE 14870-ONE-FOURTH SIZE

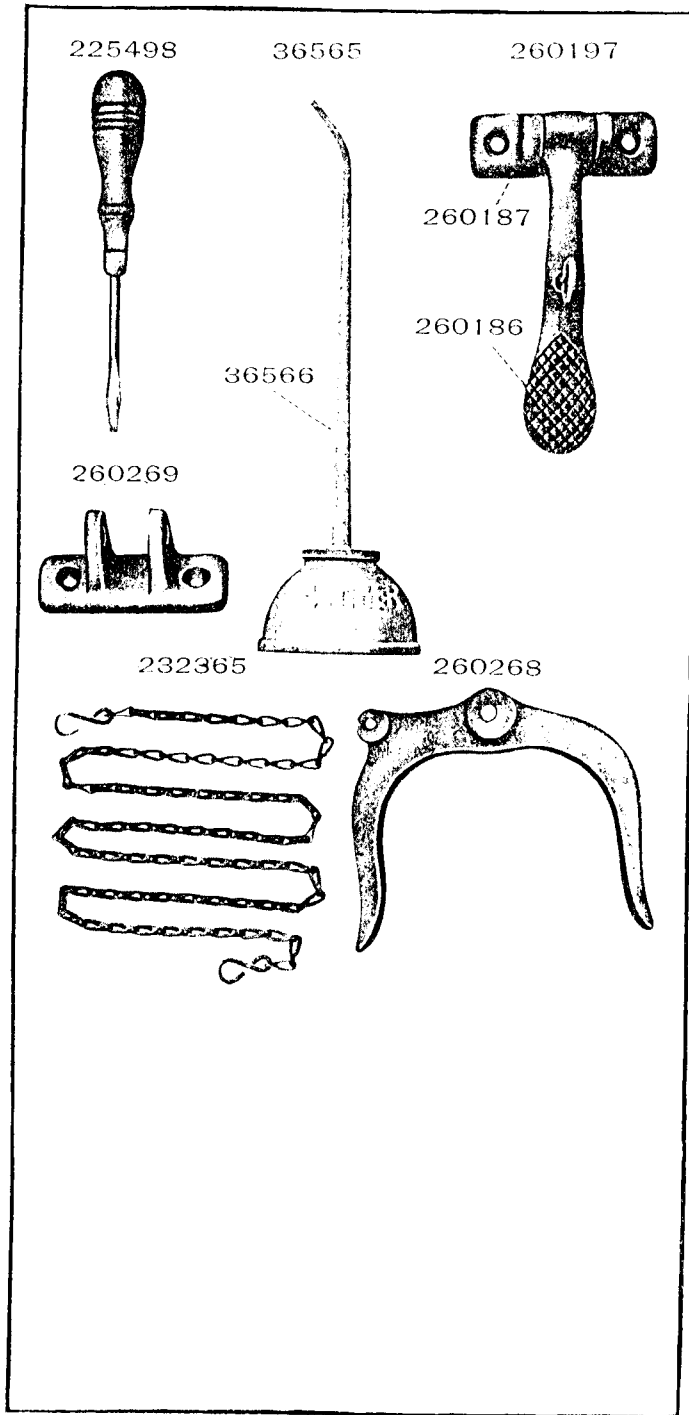


PLATE 14871-FULL SIZE

